



SLOPE CEILING TC REMODEL HOUSING

STANDARD SLOPE:

2/12 TO 6/12 PITCH (9° TO 27°)

INCANDESCENT LAMPS

TC926R

Project: _____

Fixture Type: _____

Location: _____

Contact/Phone: _____

PRODUCT DESCRIPTION

Slope ceiling TC Remodel Housing for remodel application where back side of ceiling is not accessible • Installs through an opening in ceiling from below • Secures in place with factory supplied remodel clips • Designed for use in non-insulated areas • If installed where insulation is present, the insulation must be pulled back 3" from all sides of the TC housing.

PRODUCT SPECIFICATIONS

Lamp Lamp ratings based on trim selected – see reverse.

Socket Medium base porcelain with nickel-plated copper screw shell
• Adjustable to position lamp perpendicular to floor.

Trims Trim selection shown on reverse.

Labels U.L. listed for through-branch wiring, damp locations and IP
• Product thermally protected against improper use of lamps or insulation
• Union made • UL Listed/CSA certified • Trim No. 610 is wet location approved for covered ceiling applications.

Testing All reports are based on published industry procedures; field performance may differ from laboratory performance.

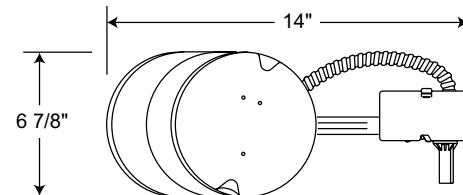
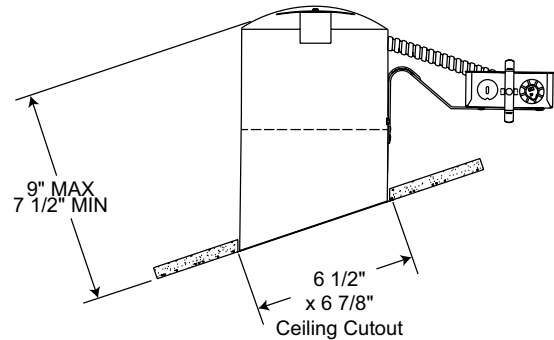
Specifications subject to change without notice.

INSTALLATION

Junction Box Pre-wired junction box, UL listed/CSA certified for through-branch wiring maximum 4 No. 12 AWG 90° C branch circuit conductors (2 in, 2 out) • Junction box provided with removable access plate, (4) ½" knockouts, (4) Non-metallic sheathed cable connectors and ground wire • Knockouts equipped with pryout slots.

Housing TC housing, 22-gauge white painted steel with aluminum cap
• Housing is vertically adjustable to accommodate up to a 1" ceiling thickness • Designed to fit 2x8 or 2x10 construction.

DIMENSIONS



PRODUCT CODES

Catalog Number	Input Voltage	Lamp Rating
TC926R	6" Incandescent Slope Ceiling Remodel Non-IC Hsg	120V A19/MR16/BR30/R30/PAR30/PAR30L/PAR38

Housing and trim can be ordered together or separate, but will always ship separately.

SLOPE CEILING TC REMODEL HOUSING







STANDARD SLOPE:

2/12 TO 6/12 PITCH (9° TO 27°)

INCANDESCENT LAMPS

TC926R

TRIMS/ LAMPS

	Cat. No.	Description	Lamp Rating
	610 BWH ◆	6" Lensed Shower Trim Flat Diffuser Trim - Black Baffle, White Trim Ring	75W A19, 75W PAR30
	610 WWH ◆	6" Lensed Shower Trim Flat Diffuser Trim - White Baffle, White Trim Ring	
	612 BWH	6" Downlight Cone Trim - Black Alzak® Cone, White Trim Ring	75W PAR30, 150W PAR38, 85W BR30
	612 CWH	6" Downlight Cone Trim - Clear Alzak® Cone, White Trim Ring	
	612 GWH	6" Downlight Cone Trim - Gold Alzak® Cone, White Trim Ring	
	612 HZSC	6" Downlight Cone Trim - Haze Cone, Satin Chrome Trim Ring	
	612 HZWH	6" Downlight Cone Trim - Haze Cone, White Trim Ring	
	612 WHZBRZ	6" Downlight Cone Trim - Wheat Haze Cone, Bronze Trim Ring	
	612 WHZWH	6" Downlight Cone Trim - Wheat Haze Cone, White Trim Ring	
	612 WWH	6" Downlight Cone Trim - White Cone, White Trim Ring	
	614 BBRZ	6" Standard Slope Downlight Baffle Trim - Black Baffle, Bronze Trim Ring	150W PAR38
	614 BBL	6" Standard Slope Downlight Baffle Trim - Black Baffle, Black Trim Ring	
	614 BSC	6" Standard Slope Downlight Baffle Trim - Black Baffle, Satin Chrome Trim Ring	
	614 BWH	6" Standard Slope Downlight Baffle Trim - Black Baffle, White Trim Ring	
	614 WWH	6" Standard Slope Downlight Baffle Trim - White Baffle, White Trim Ring	
	616 BWH	6" Adjustable Cylinder Spotlight in Baffle Trim - Black Baffle, White Trim Ring	60W PAR16
	616 WWH	6" Adjustable Cylinder Spotlight in Baffle Trim - White Baffle, White Trim Ring	
	617 WWH	6" Adjustable Cylinder Spotlight in Baffle Trim - White Baffle, White Trim Ring	50W MR16 supplied with magnetic transformer
	619 BWH	6" Adjustable Eyeball in Baffle Trim - Black Baffle, White Trim Ring	85W BR30
	619 WWH	6" Adjustable Eyeball in Baffle Trim - White Baffle, White Trim Ring	

Trim Size: 7 5/8" O.D. (except Cat. Nos. 612 and 614 - 7 3/8" O.D.).

◆ UL Listed for use in wet location.