

# Wallbox Lighting Controls

Project Name:	Prepared By:
Project Number:	Date:
Catalog Number:	Type:



## TRACE Dimmers & Fan Controls

Single-Pole & 3-Way  
600W, 1000W, 5A  
Incandescent, Halogen, Fan Control

### TRACE Dimmers & Fan Controls

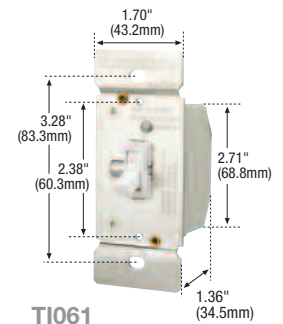
#### FEATURES

- Integrated toggle switch for ON/OFF and DIM/BRIGHT operation.
- Single-Pole and 3-Way wiring offered in a single unit.
- Matches existing wall switches.
- Replaces a standard switch and offers dimmer capabilities.
- Fully variable fan control allows for precise fan speed setting.
- Radio Frequency Interference (RFI) filtering for radio, audio and video equipment.
- Power failure memory.
- Electrostatic discharge protection.
- Square Law Dimming – perceived dimming level is proportional to the slider position.
- Precise color matching.
- Compatible with any traditional switch wallplate or screwless wallplate.


#### TRACE Dimmers & Fan Speed Controls, Wire Leads



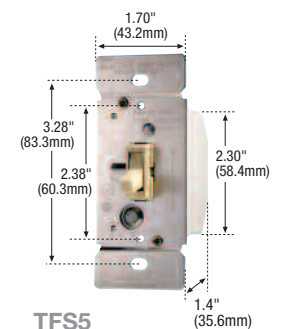
Rating	For Lamp Type(s) or Fan Control Type	Description	Catalog No. Color Suffix
600W 120V/AC	Incandescent, Halogen	Dimmer, Single-Pole & 3-Way, Non-Preset	<input type="checkbox"/> <b>TI061-</b> ____ A, B, BK, LA, V, W
1000W 120V/AC	Incandescent, Halogen	Dimmer, Single-Pole & 3-Way, Non-Preset	<input type="checkbox"/> <b>TI3101-</b> ____ A, B, BK, LA, V, W
600W 120V/AC	Incandescent, Halogen	Dimmer, Lighted, Single-Pole & 3-Way, Non-Preset	<input type="checkbox"/> <b>TI061L-</b> ____ A, B, BK, LA, V, W
1000W 120V/AC	Incandescent, Halogen	Dimmer, Lighted, Single-Pole & 3-Way, Non-Preset	<input type="checkbox"/> <b>TI3101L-</b> ____ A, B, BK, LA, V, W
5A 120V/AC	Fully Variable	Fan Speed Control, Single-Pole Non-Preset	<input type="checkbox"/> <b>TFS5-</b> ____ A, B, BK, LA, V, W



TI061



TI061L



TFS5

#### Color Ordering Information

For ordering, include Cat. No. followed by the color code: A (Almond), B (Brown), BK (Black), LA (Light Almond), V (Ivory), W (White)

#### TESTING & CODE COMPLIANCE

- cULus Listed to UL1472, file no. E47967 & CSA standard C22.2, no. 184.1, except fan control: Listed to UL1917, file no. E202842 & CSA standard C22.2, no. 156
- NOM Certified

#### MATERIAL CHARACTERISTICS

- Environmental: Flammability meets UL 94 requirements; V2 rated
- Temperature Rating: 0°C to 40°C (32°F to 104°F)

# Wallbox Lighting Controls Specification & Performance Data

Project Name:	Prepared By:
Project Number:	Date:
Catalog Number:	Type:



## TRACE Dimmers & Fan Controls

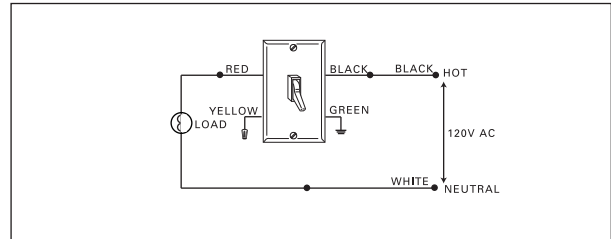
Single-Pole & 3-Way  
600W, 1000W, 5A  
Incandescent, Halogen, Fan Control

### Application

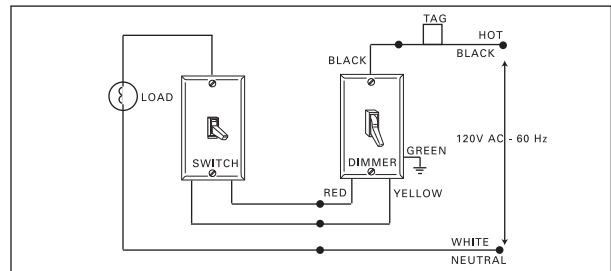
TRACE Toggle dimmers provide a smooth slide, full range dimming for Incandescent and Halogen lighting. In addition, one fully variable fan speed control is included in the product series. This line offers combined Single-Pole (single location) and 3-Way (multi-location) units for 600W and 1000W lamp loads. All TRACE toggle dimmers are compatible with any traditional-style switch wallplate or screwless wallplate.

	<b>Device Type</b>	<b>TRACE Toggle Dimmer &amp; Fan Controls: TI061, TI3101, TI061L, TI3101L, TFS5</b>
	<b>Wiring Type</b>	Wire leads, #16 AWG
	<b>Testing &amp; Code Compliance</b>	<ul style="list-style-type: none"> <li>cULus Listed to UL1472, file no. E47967 &amp; CSA standard C22.2, no. 184.1, except fan control: Listed to UL1917, file no. E202842 &amp; CSA standard C22.2, no. 156</li> <li>NOM Certified</li> </ul>
<b>Specifications: Environmental</b>	<b>Flammability</b>	Meets UL 94 requirements; V2 rated
	<b>Temperature Rating</b>	0°C to 40°C (32°F to 104°F)
<b>Specifications: Electrical</b>	<b>Rating</b>	120V/AC 60 Hz
	<b>Light Intensity Control</b>	Full-range, continuously variable dimming
	<b>Dimming Performance</b>	Smooth and continuous Square Law Dimming curve
		Solid State Dimming
	<b>Surge Protection</b>	Meets ANSI/IEEE Std. C62.41-1980, tested to withstand voltage surges up to 6000V and current surges of up to 200A without damage
	<b>Radio Frequency Interference</b>	Designed to reduce interference with radio, audio and video equipment
	<b>Power-failure Memory</b>	Light or fan returns to same level prior to power interruption
<b>Lamp Ratings</b>	Incandescent, Halogen	
<b>Specifications: Mechanical</b>	<b>Wiring Types</b>	Single-Pole & 3-Way
	<b>Voltage Ratings</b>	Permanently marked on device
<b>Materials:</b>	<b>Top Housing</b>	Polycarbonate
	<b>Bottom Housing</b>	Polycarbonate
	<b>Strap</b>	Aluminum
	<b>Form Factor</b>	Traditional
	<b>Finish</b>	Gloss

**Single-Pole Wiring Diagram, INC**

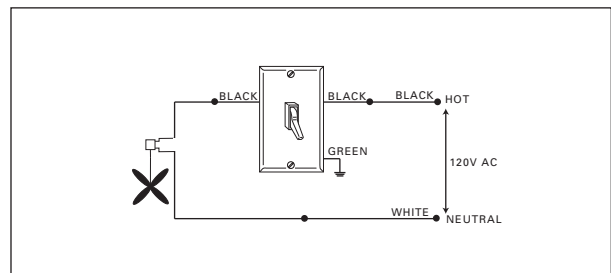


**3-Way Wiring Diagram, INC**



NOTE: 3-way switch must be used at the other location.

**Single-Pole Wiring Diagram, Fully Variable Fan**



De-Rating Chart	600W Models			1000W Models		
	1-Gang	2-Gang	3-Gang	No Sides Removed	1 Side Removed	2 Sides Removed
Incandescent	600W max.	600W max.	600W max.	1000W max.	900W max.	800W max.

Specifications subject to change without notice.

2-LCTRSPSH1-0410

www.cooperwiringdevices.com

