



ELLIOTT ELECTRIC SUPPLY

We Deliver...Lower Cost, Quality Products, & Personal Service

2310 N. Stallings Dr.
75964-0000, TX Nacogdoches
Phone: 936-569-7941
Fax: 936-560-4685



TP560 4-11/16SQ, 2-1/8D, 1" Ko *Crouse-Hinds*

Catalog Number	TP560
Manufacturer	Crouse-Hinds
Description	Square Outlet Box, Ivory, 42 Cu.In Capacity, Knockout Cable Entry, 1/2 In (Bottom);3/4 In (Bottom);1 In (Side) Knockout Size, 13 Knockouts, Screw Mount, 4-11/16 In Length, 4-11/16 In Width, 2-1/8 In Height, 104 LB/100
Weight per unit	1.0 (lbs/each)
Product Category	Outlet Boxes, Etc. - Steel

Features

Material	Steel IN
----------	----------

Dimensions and Weight

Size	4-11/16 In Width X 2-1/8 In Depth X 4-11/16 In Height
------	---

Descriptions

Also Known As...	4 11/16" Box
	2100 Box
	11B Box
	11B
	2100
	5" Box
Construction	Drawn
Description	4-11/16SQ,2-1/8D,1" KO

Manufacturer Information

Brand	EATON CROUSE-HINDS SERIES
GTIN	00786189105605
UPC	786189105605

Taxonomies, Classifications, and Categories

Category Description	STEEL BOXES & COVERS
Type	SQUARE

Packaging

Carton	1
Package	25
Weight Per each	1.04

Uses, Certifications, and Standards

standard	UL mA
----------	-------

Steel Square Boxes


4¹¹/₁₆" SQUARE OUTLET BOXES & COVERS

Applications:

- For use with conduit
- For use in commercial and industrial applications, where larger sized conductor or wiring devices are needed and additional volume is required
- Available in red for fire alarm applications

Features:

- Ideal for exposed work applications, providing an easy method for the installation of electrical devices (switches, receptacles, fans, lights, etc.)
- Raised ground screw location in the welded boxes saves time in installation
- Concentric knockouts have a 1/2" and 3/4" knockout in the same location for customer flexibility
- Knockouts are suitable for use without a bonding jumper in circuits above or below 250 volts
- Available in two depths for differing cubic capacity requirements
- Welded or drawn construction to match customer preference
- Extensive cover offering to meet various customer applications and needs




Certifications and Compliances:

- UL Listed

4¹¹/₁₆" SQUARE OUTLET BOXES – 29.5 CUBIC INCH CAPACITY

1¹/₂" DEEP WITH CONDUIT KOs


UL LISTED



TP523



TP548



TP549

Knockouts

Cat. #	Description	Knockouts		Unit Qty.	Wt. Lbs. Per 100
		Sides	Bottom		
TP523	Welded	12 - 1/2" + 3/4" C	2 - 1/2", 2 - 3/4"	25	99
TP523PF†	Welded	12 - 1/2" + 3/4" C	2 - 1/2", 2 - 3/4"	25	99
TP548	Drawn	8 - 1/2", 4 - 3/4"	3 - 1/2", 2 - 3/4"	25	84
TP549	Drawn	6 - 1/2", 6 - 1/2" + 3/4" C	3 - 1/2", 2 - 3/4"	25	84

†TTP catalog numbers ending in PF include ground screw with pigtail lead.

Steel Square Boxes

4^{11/16}" SQUARE OUTLET BOXES – 42.0 & 44.0 CUBIC INCH CAPACITY

2^{1/8}" DEEP WITH CONDUIT KOs


UL LISTED



TP563



TP554
TP842*



TP556
TP832*




TP556RED




TP558
TP835*




TP560
TP836*



TP562



TP557



TP521



TP525

Cat. #	Description	Bracket	Knockouts		Unit Qty.	Wt. Lbs. Per 100
			Sides	Bottom		
42.0 Cubic Inch Capacity						
TP563	Drawn	-	6 - 1/2", 6 - 1/2" + 3/4" C	3 - 1/2", 2 - 3/4"	25	104
TP554	Drawn	-	8 - 3/4"	3 - 1/2", 2 - 3/4"	25	104
TP556	Drawn	-	8 - 1/2", 4 - 3/4"	3 - 1/2", 2 - 3/4"	25	104
TP556PF†	Drawn	-	8 - 1/2", 4 - 3/4"	3 - 1/2", 2 - 3/4"	25	104
TP556RED	Drawn	-	8 - 1/2", 4 - 3/4"	3 - 1/2", 2 - 3/4"	25	104
TP558	Drawn	-	4 - 3/4", 4 - 1"	3 - 1/2", 2 - 3/4"	25	104
TP558PF†	Drawn	-	4 - 3/4", 4 - 1"	3 - 1/2", 2 - 3/4"	25	104
TP560	Drawn	-	8 - 1"	3 - 1/2", 2 - 3/4"	25	104
TP562‡	Drawn	-	4 - 1 1/4"	3 - 1/2", 2 - 3/4"	25	104
TP557	Drawn	"VS"	5 - 1/2", 4 - 1/2" + 3/4" C	3 - 1/2", 2 - 3/4"	25	120
44.0 Cubic Inch Capacity						
TP521	Welded	-	12 - 1/2" + 3/4" C	2 - 1/2", 2 - 3/4"	25	115
TP521PF†	Welded	-	12 - 1/2" + 3/4" C	2 - 1/2", 2 - 3/4"	25	115
TP525**	Welded	-	12 - 1/2" + 3/4" E	2 - 1/2", 2 - 1/2" + 3/4" E	25	115
TP525PF†	Welded	-	12 - 1/2" + 3/4" E	2 - 1/2", 2 - 1/2" + 3/4" E	25	115
Air Plenum						
TP835*	-	-	4 - 3/4", 4 - 1"	3 - 1/2", 2 - 3/4"	25	115
TP836*	-	-	8 - 1"	3 - 1/2", 2 - 3/4"	25	115
TP842*	-	-	12 - 3/4"	3 - 1/2", 2 - 3/4"	25	115
TP832*	-	-	8 - 1/2", 4 - 3/4"	3 - 1/2", 2 - 3/4"	25	115

*For Air Plenum (no mounting holes) - not UL Listed.

**Raised ground bump contains holes for two ground screws.

†TP catalog numbers ending in PF include ground screw with pigtail lead.

‡Not UL Listed.

Steel Boxes