

Recessed and floor box receptacles

Project Name:	Prepared By:
Project Number:	Date:
Catalog Number:	Type:

Description

2-Pole, 3-Wire Grounding
15A, 125V/AC
NEMA 5-15R



5-15R



TR775



TR780



TR5797



TR5249B

Design features

- Tamper Resistant shutters provide compliance with 2017 NEC® Article 406.12 that states that all receptacles installed in dwelling units must be tamper resistant
- Floor box assembly includes tamper resistant receptacle on recessed mounting strap, 18 cu. in steel back box, solid brass cover, gasket and threaded brass closure cap with watertight neoprene rubber "O" ring
- Double-wipe ground contacts ensure long term ground retention
- Tri-combo screws accept Slotted-, Phillips-, and Robertson-head tools for installation flexibility

Table 1. Recessed receptacles

Catalog No.	Description	Rating	
		A	V/AC
□ TR775W	Tamper resistant NEMA 5-15R single receptacle, white with clock hanger, side wire	15	125
□ TR780W	Tamper resistant NEMA 5-15R duplex receptacle, side wire and pushwire	15	125

Table 2. Floor box receptacles

Catalog No.	Description	Rating	
		A	V/AC
□ TR5797	Tamper resistant NEMA 5-15R single receptacle, brass floor box assembly, side wire	15	125
□ TR5249B	Tamper resistant NEMA 5-15R duplex receptacle, brass floor box assembly, side wire	15	125

Compliances, specifications and availability are subject to change without notice.



Powering Business Worldwide

Project Name:	Prepared By:
Project Number:	Date:
Catalog Number:	Type:

Applications

Tamper Resistant Recessed Receptacles provide compliance with 2017 NEC Article 406.12 states all receptacles installed in dwelling units must be tamper resistant. Terminal screws are backed out and ready to wire. Side-wire terminals accepts up to #10 solid or stranded wire and push-in terminals accept #14 sold wire. Floor Box tamper resistant receptables on recessed mounting strap, 18 cu. in steel back box, soild brass cover, gasket and threaded brase closure cap with watertight neoprene rubber "O" ring.

Table 3. Specifications

Catalog No.	TR775 Series	TR780 Series	TR5797 Series	TR5249B Series
Device Type	Recessed receptacle	Recessed receptacle	Recessed floor box	Recessed floor box
Wiring Type	Side wire	Side wire, Push wire	Side wire	Side wire, Push wire
Testing & Code Compliance	<ul style="list-style-type: none"> • cULus Listed to UL498, file no. E15058 • UL Certified to CSA C22.2, no. 42 • NOM/ANCE Certified 	<ul style="list-style-type: none"> • cULus Listed to UL498, file no. E15058 • UL Certified to CSA C22.2, no. 42 • NOM/ANCE Certified 	<ul style="list-style-type: none"> • cULus Listed to UL514A, file no. E92122 • NOM/ANCE Certified 	<ul style="list-style-type: none"> • cULus Listed to UL514A, file no. E92122 • NOM/ANCE Certified
Environmental Specifications	Flammability: Meets UL 94 requirements: V2 rated Temperature Rating: -20°C to 70°C (-4°F to 158°F)	Flammability: Meets UL 94 requirements: V2 rated Temperature Rating: -20°C to 70°C (-4°F to 158°F)	Flammability: Meets UL 94 requirements: V2 rated Temperature Rating: -20°C to 70°C (-4°F to 158°F)	Flammability: Meets UL 94 requirements: V2 rated Temperature Rating: -20°C to 70°C (-4°F to 158°F)
Electrical Specifications	Dielectric Voltage: Withstands 2000V per UL498 Current Interrupting: Yes, at full-rated current Temperature Rise: Max. 30°C (86°F) after 100 cycles of overload @ 150% of rated current (DC). Fed. Spec. - max. 30°C (86°F) after 250 cycles of overload @ 200% of rated current (DC).	Dielectric Voltage: Withstands 2000V per UL498 Current Interrupting: Yes, at full-rated current Temperature Rise: Max. 30°C (86°F) after 100 cycles of overload @ 150% of rated current (DC).	Dielectric Voltage: Withstands 2000V per UL498 Current Interrupting: Yes, at full-rated current Temperature Rise: Standard - max. 30°C (86°F) after 100 cycles of overload @ 150% of rated current (DC). Fed. Spec. - max. 30°C (86°F) after 250 cycles of overload @ 200% of rated current (DC).	Dielectric Voltage: Withstands 2000V per UL498 Current Interrupting: Yes, at full-rated current Temperature Rise: Max. 30°C (86°F) after 100 cycles of overload @ 150% of rated current (DC)
Mechanical Specifications	Terminal Accommodation: #14 - #10 AWG Voltage Ratings: Permanently marked on device	Terminal Accommodation: #14 - #10 AWG Voltage Ratings: Permanently marked on device	Terminal Accommodation: #14 - #10 AWG Voltage Ratings: Permanently marked on device	Terminal Accommodation: #14 - #10 AWG Voltage Ratings: Permanently marked on device

Table 4. Materials

Catalog No.	TR775 Series	TR780 Series	TR5797 Series	TR5249B Series
Body Top & Bottom	Thermoplastic, nylon	Thermoplastic, polycarbonate	Thermoplastic, nylon	Thermoplastic, nylon
Strap	Galvanized steel	Galvanized steel	Galvanized steel	Galvanized steel
Contacts	Brass alloy	Brass alloy	Brass alloy	Brass alloy
Terminal Screws	Brass/nickel-plated steel	Brass/nickel-plated steel	Brass/nickel-plated steel	Brass/nickel-plated steel
Back Box	N/A	N/A	Steel	Steel
Cover	N/A	N/A	Brass	Brass
Integral Wallplate	Urea	Polycarbonate	N/A	N/A

Project Name:	Prepared By:
Project Number:	Date:
Catalog Number:	Type:

Product Dimensions

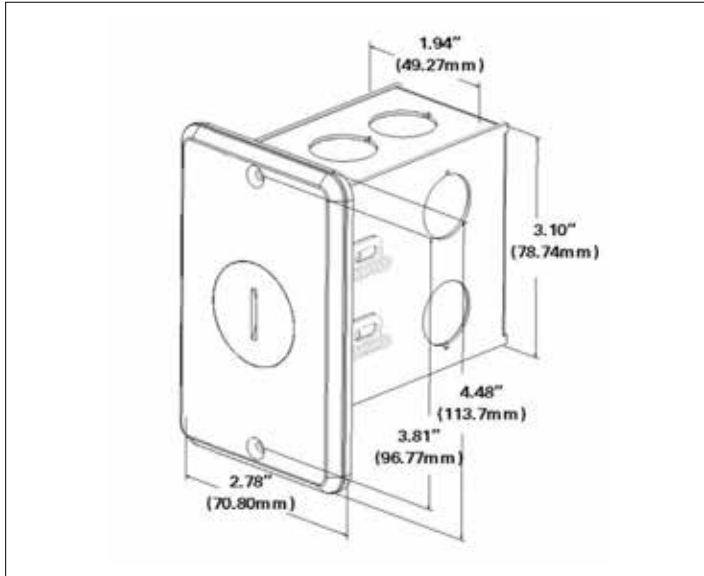


Figure 1. TR5797 Series

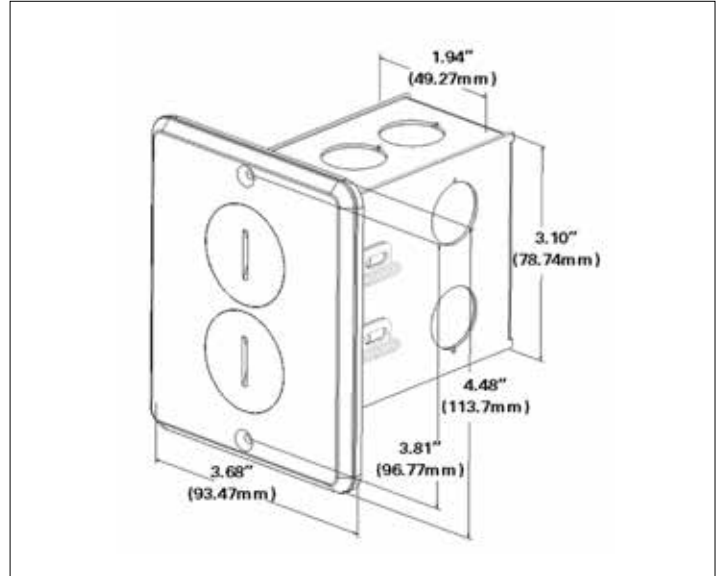


Figure 2. TR5249B Series

Certifications & Compliances

Catalog No.	cULus	NOM 426	USA
TR775	•	•	
TR780	•	•	
TR5797	•		•
TR5249B	•	•	•

KEY: cULus cULus NOM 426 NOM USA NAFTA

Compliances, specifications and availability are subject to change without notice.

Electrical Sector
203 Cooper Circle
Peachtree City, GA 30269
United States
Eaton.com
Eaton.com/wiringdevices

Electrical Sector
Canada Operations
5925 McLaughlin Road
Mississauga, Ontario, L5R 1B8
Canada
EatonCanada.ca
Eaton.com/wiringdevices

Electrical Sector
Mexico Operations
Carr. Tlalpan -
Cuautitlan Km 17.8 s/n
Col. Villa Jardin esq.
Cerrada 8 de Mayo
Cuautitlan, Mexico CP 54800
Mexico
Eaton.mx
Eaton.com/wiringdevices

Recessed and floor box receptacles

Project Name:	Prepared By:
Project Number:	Date:
Catalog Number:	Type:

Description

2-Pole, 3-Wire Grounding
15A, 125V/AC
NEMA 5-15R



5-15R



TR775



TR780



TR5797



TR5249B

Design features

- Tamper Resistant shutters provide compliance with 2017 NEC® Article 406.12 that states that all receptacles installed in dwelling units must be tamper resistant
- Floor box assembly includes tamper resistant receptacle on recessed mounting strap, 18 cu. in steel back box, solid brass cover, gasket and threaded brass closure cap with watertight neoprene rubber "O" ring
- Double-wipe ground contacts ensure long term ground retention
- Tri-combo screws accept Slotted-, Phillips-, and Robertson-head tools for installation flexibility

Table 1. Recessed receptacles

Catalog No.	Description	Rating	
		A	V/AC
□ TR775W	Tamper resistant NEMA 5-15R single receptacle, white with clock hanger, side wire	15	125
□ TR780W	Tamper resistant NEMA 5-15R duplex receptacle, side wire and pushwire	15	125

Table 2. Floor box receptacles

Catalog No.	Description	Rating	
		A	V/AC
□ TR5797	Tamper resistant NEMA 5-15R single receptacle, brass floor box assembly, side wire	15	125
□ TR5249B	Tamper resistant NEMA 5-15R duplex receptacle, brass floor box assembly, side wire	15	125

Compliances, specifications and availability are subject to change without notice.



Powering Business Worldwide

Project Name:	Prepared By:
Project Number:	Date:
Catalog Number:	Type:

Applications

Tamper Resistant Recessed Receptacles provide compliance with 2017 NEC Article 406.12 states all receptacles installed in dwelling units must be tamper resistant. Terminal screws are backed out and ready to wire. Side-wire terminals accepts up to #10 solid or stranded wire and push-in terminals accept #14 sold wire. Floor Box tamper resistant receptables on recessed mounting strap, 18 cu. in steel back box, soild brass cover, gasket and threaded brase closure cap with watertight neoprene rubber "O" ring.

Table 3. Specifications

Catalog No.	TR775 Series	TR780 Series	TR5797 Series	TR5249B Series
Device Type	Recessed receptacle	Recessed receptacle	Recessed floor box	Recessed floor box
Wiring Type	Side wire	Side wire, Push wire	Side wire	Side wire, Push wire
Testing & Code Compliance	<ul style="list-style-type: none"> • cULus Listed to UL498, file no. E15058 • UL Certified to CSA C22.2, no. 42 • NOM/ANCE Certified 	<ul style="list-style-type: none"> • cULus Listed to UL498, file no. E15058 • UL Certified to CSA C22.2, no. 42 • NOM/ANCE Certified 	<ul style="list-style-type: none"> • cULus Listed to UL514A, file no. E92122 • NOM/ANCE Certified 	<ul style="list-style-type: none"> • cULus Listed to UL514A, file no. E92122 • NOM/ANCE Certified
Environmental Specifications	Flammability: Meets UL 94 requirements: V2 rated Temperature Rating: -20°C to 70°C (-4°F to 158°F)	Flammability: Meets UL 94 requirements: V2 rated Temperature Rating: -20°C to 70°C (-4°F to 158°F)	Flammability: Meets UL 94 requirements: V2 rated Temperature Rating: -20°C to 70°C (-4°F to 158°F)	Flammability: Meets UL 94 requirements: V2 rated Temperature Rating: -20°C to 70°C (-4°F to 158°F)
Electrical Specifications	Dielectric Voltage: Withstands 2000V per UL498 Current Interrupting: Yes, at full-rated current Temperature Rise: Max. 30°C (86°F) after 100 cycles of overload @ 150% of rated current (DC). Fed. Spec. - max. 30°C (86°F) after 250 cycles of overload @ 200% of rated current (DC).	Dielectric Voltage: Withstands 2000V per UL498 Current Interrupting: Yes, at full-rated current Temperature Rise: Max. 30°C (86°F) after 100 cycles of overload @ 150% of rated current (DC).	Dielectric Voltage: Withstands 2000V per UL498 Current Interrupting: Yes, at full-rated current Temperature Rise: Standard - max. 30°C (86°F) after 100 cycles of overload @ 150% of rated current (DC). Fed. Spec. - max. 30°C (86°F) after 250 cycles of overload @ 200% of rated current (DC).	Dielectric Voltage: Withstands 2000V per UL498 Current Interrupting: Yes, at full-rated current Temperature Rise: Max. 30°C (86°F) after 100 cycles of overload @ 150% of rated current (DC)
Mechanical Specifications	Terminal Accommodation: #14 - #10 AWG Voltage Ratings: Permanently marked on device	Terminal Accommodation: #14 - #10 AWG Voltage Ratings: Permanently marked on device	Terminal Accommodation: #14 - #10 AWG Voltage Ratings: Permanently marked on device	Terminal Accommodation: #14 - #10 AWG Voltage Ratings: Permanently marked on device

Table 4. Materials

Catalog No.	TR775 Series	TR780 Series	TR5797 Series	TR5249B Series
Body Top & Bottom	Thermoplastic, nylon	Thermoplastic, polycarbonate	Thermoplastic, nylon	Thermoplastic, nylon
Strap	Galvanized steel	Galvanized steel	Galvanized steel	Galvanized steel
Contacts	Brass alloy	Brass alloy	Brass alloy	Brass alloy
Terminal Screws	Brass/nickel-plated steel	Brass/nickel-plated steel	Brass/nickel-plated steel	Brass/nickel-plated steel
Back Box	N/A	N/A	Steel	Steel
Cover	N/A	N/A	Brass	Brass
Integral Wallplate	Urea	Polycarbonate	N/A	N/A

Project Name:	Prepared By:
Project Number:	Date:
Catalog Number:	Type:

Product Dimensions

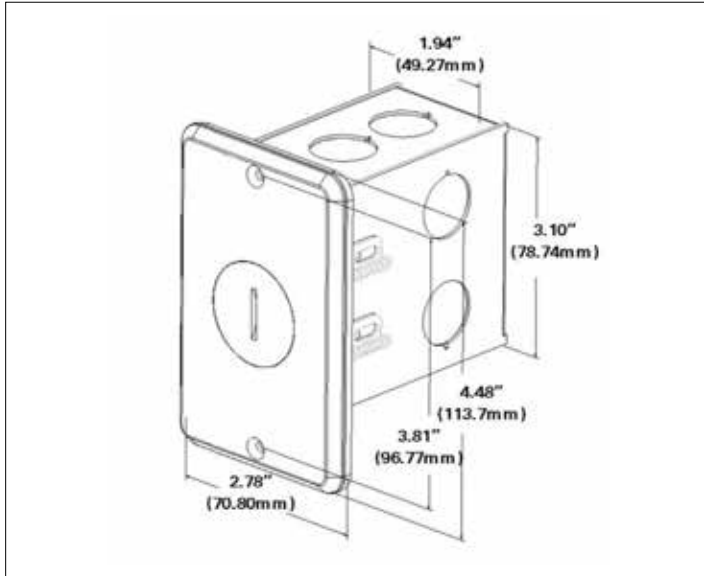


Figure 1. TR5797 Series

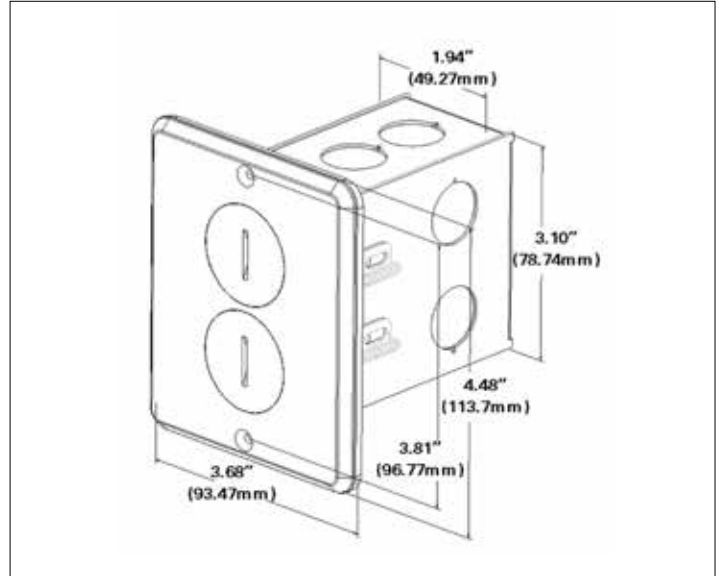


Figure 2. TR5249B Series

Certifications & Compliances

Catalog No.	cULus	NOM 426	USA
TR775	•	•	
TR780	•	•	
TR5797	•		•
TR5249B	•	•	•

KEY: cULus cULus NOM 426 NOM USA NAFTA

Compliances, specifications and availability are subject to change without notice.

Electrical Sector
203 Cooper Circle
Peachtree City, GA 30269
United States
Eaton.com
Eaton.com/wiringdevices

Electrical Sector
Canada Operations
5925 McLaughlin Road
Mississauga, Ontario, L5R 1B8
Canada
EatonCanada.ca
Eaton.com/wiringdevices

Electrical Sector
Mexico Operations
Carr. Tlalnepantla -
Cuautitlan Km 17.8 s/n
Col. Villa Jardin esq.
Cerrada 8 de Mayo
Cuautitlan, Mexico CP 54800
Mexico
Eaton.mx
Eaton.com/wiringdevices