

EMT Combination Couplings and Connectors

Application

- Couplings are used to join lengths of steel EMT to various raceway systems.
- Connectors are used to secure and terminate steel EMT to knockouts and concrete tight box.

Features


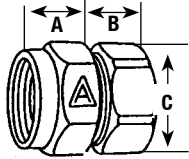

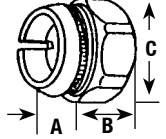
- Compact design.
- No locknut required on the two piece connectors.
- Quick installations.

Material

- Steel, zinc diecast or malleable iron

Certifications and Compliances

- UL Standard: 514B
- UL Listed: E14895 (TWLL), E14814 (TWCC)
- NEMA: FB-1

	Trade Size (Inches)	Catalog Number	Dimensions in Inches/Millimeters			Weight Lbs./ Kgs. Per 100	
Combination Couplings — EMT to Rigid Metal Conduit — Steel							
	1/2	TWR-50	0.69/17.5	0.50/12.7	1.00/25.4	10.00/4.54	
	3/4	TWR-75	0.69/17.5	0.53/13.5	1.28/32.5	15.00/6.80	
	1	TWR-100	0.88/22.4	0.53/13.5	1.59/40.4	17.00/7.71	
	1-1/4	TWR-125	0.97/24.6	0.84/21.3	1.94/49.3	40.00/18.14	
Connectors — Two Piece — Concrete Tight — Steel							
	1/2	92T050	0.31/7.9	0.34/8.6	1.06/26.9	6.00/2.72	
	3/4	92T075	0.31/7.9	0.44/11.2	1.28/32.5	8.80/3.99	
	1	92T100	0.34/8.6	0.41/10.4	1.63/41.4	13.00/5.90	

EMT Combination Couplings and Connectors

Application

- Couplings are used to join lengths of steel EMT to various raceway systems.
- Connectors are used to secure and terminate steel EMT to knockouts and concrete tight box.

Features


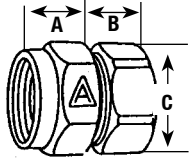

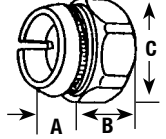
- Compact design.
- No locknut required on the two piece connectors.
- Quick installations.

Material

- Steel, zinc diecast or malleable iron

Certifications and Compliances

- UL Standard: 514B
- UL Listed: E14895 (TWLL), E14814 (TWCC)
- NEMA: FB-1

	Trade Size (Inches)	Catalog Number	Dimensions in Inches/Millimeters			Weight Lbs./ Kgs. Per 100	
			A	B	C		
Combination Couplings — EMT to Rigid Metal Conduit — Steel							
	1/2	TWR-50	0.69/17.5	0.50/12.7	1.00/25.4	10.00/4.54	
	3/4	TWR-75	0.69/17.5	0.53/13.5	1.28/32.5	15.00/6.80	
	1	TWR-100	0.88/22.4	0.53/13.5	1.59/40.4	17.00/7.71	
	1-1/4	TWR-125	0.97/24.6	0.84/21.3	1.94/49.3	40.00/18.14	
Connectors — Two Piece — Concrete Tight — Steel							
	1/2	92T050	0.31/7.9	0.34/8.6	1.06/26.9	6.00/2.72	
	3/4	92T075	0.31/7.9	0.44/11.2	1.28/32.5	8.80/3.99	
	1	92T100	0.34/8.6	0.41/10.4	1.63/41.4	13.00/5.90	