



Catalog Number
Notes
Type

Contractor Select™

TWX LED ALO

Adjustable Light Output Wall Pack

TWX LED wall pack family is a ground design that has the low initial cost customers demand while providing superior performance and a traditional form. The Adjustable Light Output (ALO) feature allows the contractor to set the light output during installation, to a level perfectly suited for the job site.

FEATURES:

- Replaces 70W to 400W HID luminaires, providing up to 83% in energy savings.
- Same footprint as a standard HID wall pack, to easily cover the stain
- Expected service life of more than 20 years.
- Vandal-resistant polycarbonate lens option.



Catalog Number	UPC	Description	Replaces Up To	Lumens	Wattage	Photocell	CCT	Voltage	Finish	Pallet qty.
TWX1 LED ALO 40K MVOLT DDBTXD	194994620464	Wall Packs	CFL - 100W Metal Halide	600 - 2,950	22W	No	4000K	120-277V	TEXTURED DARK BRONZE	98
TWX1 LED ALO 50K MVOLT DDBTXD	194994620457	Wall Packs	CFL - 100W Metal Halide	600 - 2,950	22W	No	5000K	120-277V	TEXTURED DARK BRONZE	98
TWX2 LED ALO 40K MVOLT DDBTXD	194994620488	Wall Packs	70W - 250W Metal Halide	1,450 - 6,950	54W	No	4000K	120-277V	TEXTURED DARK BRONZE	77
TWX2 LED ALO 50K MVOLT DDBTXD	194994620495	Wall Packs	70W - 250W Metal Halide	1,450 - 6,950	54W	No	5000K	120-277V	TEXTURED DARK BRONZE	77
TWX3 LED ALO 40K MVOLT DDBTXD	194994620594	Wall Packs	100W - 400W Metal Halide	2,900 - 13,850	108W	No	4000K	120-277V	TEXTURED DARK BRONZE	42
TWX3 LED ALO 50K MVOLT DDBTXD	194994620549	Wall Packs	100W - 400W Metal Halide	2,900 - 13,850	108W	No	5000K	120-277V	TEXTURED DARK BRONZE	42

More configurations are available. [Click here](#) or visit www.acuitybrands.com and search for TWX LED.



Specifications

INTENDED USE:

The TWX LED is an energy-efficient, low maintenance LED wall pack family for replacing 70W to 400W HID luminaires, providing the same footprint on the wall. TWX is ideal for applications such as carports, loading areas, storage units, warehouses and parking areas.

CONSTRUCTION:

Two-piece die-cast aluminum housing to optimize thermal management through conductive and convective cooling. The door is hinged on the side and can be removed for easy installation. The housing is completely sealed against moisture and environmental contaminants (IP65) and is suitable for the hose-down applications.

FINISH:

Exterior painted parts are protected by a zinc-infused Super Durable TGIC thermoset powder coat finish that provides superior resistance to corrosion and weathering. A tightly controlled multi-stage process ensures a 3 mils thickness for a finish that can withstand extreme climate changes without cracking or peeling.

OPTICS:

The advanced optical design uses both reflector and refractor technologies that work together to create superior illumination and further throw, getting the light where it is needed. The US-made borosilicate glass refractor is specifically designed to maximize light extraction and create a fully luminous luminaire for a better nighttime look. On TWPX models, the UV stabilized polycarbonate lens provides vandal resistance along with superior light distribution.

ELECTRICAL:

Light engine consists of high-efficacy LEDs mounted to housing to maximize heat dissipation and promote long-life (up to L81/100,000 hours at 25°C). The electronic driver has a power factor of >90%, THD <20%. Luminaire is 0-10V dimmable.

INSTALLATION:

Designed for wall mounting above four feet from the ground. Housing is configured for mounting directly over a standard junction box (by others) or for surface wiring via any of 1/2" threaded entry hubs.

LISTINGS:

CSA certified to U.S. and Canadian standards. IP65 rated for outdoor applications. Rated for -40°C minimum ambient.

DesignLights Consortium® (DLC) qualified product. Not all versions of this product may be DLC qualified. Please check the DLC Qualified Products List at www.designlights.org/QPL to confirm which versions are qualified.

WARRANTY:

5-year limited warranty. This is the only warranty provided and no other statements in this specification sheet create any warranty of any kind. All other express and implied warranties are disclaimed. Complete warranty terms located at:

www.acuitybrands.com/support/customer-support/terms-and-conditions

Note: Actual performance may differ as a result of end-user environment and application. All values are design or typical values, measured under laboratory conditions at 25 °C. Specifications subject to change without notice.

Dimensions

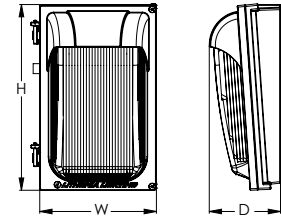
TWX1:

Width: 7.5"

Height: 12.0"

Depth: 5.0"

Weight: 9 lbs



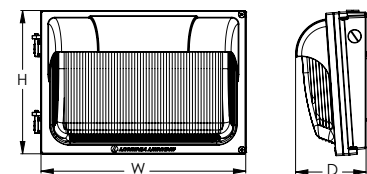
TWX2:

Width: 13.0"

Height: 9.0"

Depth: 4.5"

Weight: 11 lbs



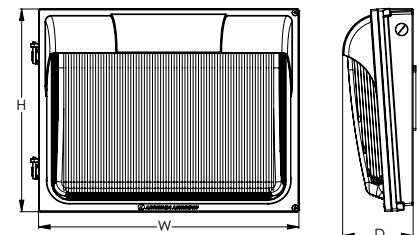
TWX3:

Width: 18.0"

Height: 14.0"

Depth: 5.0"

Weight: 21 lbs
(Glass)





Catalog Number
Notes
Type

Contractor Select™

TWX LED ALO

Adjustable Light Output Wall Pack



TWX LED wall pack family is a ground design that has the low initial cost customers demand while providing superior performance and a traditional form. The Adjustable Light Output (ALO) feature allows the contractor to set the light output during installation, to a level perfectly suited for the job site.

FEATURES:

- Replaces 70W to 400W HID luminaires, providing up to 83% in energy savings.
- Same footprint as a standard HID wall pack, to easily cover the stain
- Expected service life of more than 20 years.
- Vandal-resistant polycarbonate lens option.



Catalog Number	UPC	Description	Replaces Up To	Lumens	Wattage	Photocell	CCT	Voltage	Finish	Pallet qty.
TWX1 LED ALO 40K MVOLT DDBTXD	194994620464	Wall Packs	CFL - 100W Metal Halide	600 - 2,950	22W	No	4000K	120-277V	TEXTURED DARK BRONZE	98
TWX1 LED ALO 50K MVOLT DDBTXD	194994620457	Wall Packs	CFL - 100W Metal Halide	600 - 2,950	22W	No	5000K	120-277V	TEXTURED DARK BRONZE	98
TWX2 LED ALO 40K MVOLT DDBTXD	194994620488	Wall Packs	70W - 250W Metal Halide	1,450 - 6,950	54W	No	4000K	120-277V	TEXTURED DARK BRONZE	77
TWX2 LED ALO 50K MVOLT DDBTXD	194994620495	Wall Packs	70W - 250W Metal Halide	1,450 - 6,950	54W	No	5000K	120-277V	TEXTURED DARK BRONZE	77
TWX3 LED ALO 40K MVOLT DDBTXD	194994620594	Wall Packs	100W - 400W Metal Halide	2,900 - 13,850	108W	No	4000K	120-277V	TEXTURED DARK BRONZE	42
TWX3 LED ALO 50K MVOLT DDBTXD	194994620549	Wall Packs	100W - 400W Metal Halide	2,900 - 13,850	108W	No	5000K	120-277V	TEXTURED DARK BRONZE	42

More configurations are available. [Click here](#) or visit www.acuitybrands.com and search for TWX LED.



Specifications

INTENDED USE:

The TWX LED is an energy-efficient, low maintenance LED wall pack family for replacing 70W to 400W HID luminaires, providing the same footprint on the wall. TWX is ideal for applications such as carports, loading areas, storage units, warehouses and parking areas.

CONSTRUCTION:

Two-piece die-cast aluminum housing to optimize thermal management through conductive and convective cooling. The door is hinged on the side and can be removed for easy installation. The housing is completely sealed against moisture and environmental contaminants (IP65) and is suitable for the hose-down applications.

FINISH:

Exterior painted parts are protected by a zinc-infused Super Durable TGIC thermoset powder coat finish that provides superior resistance to corrosion and weathering. A tightly controlled multi-stage process ensures a 3 mils thickness for a finish that can withstand extreme climate changes without cracking or peeling.

OPTICS:

The advanced optical design uses both reflector and refractor technologies that work together to create superior illumination and further throw, getting the light where it is needed. The US-made borosilicate glass refractor is specifically designed to maximize light extraction and create a fully luminous luminaire for a better nighttime look. On TWPX models, the UV stabilized polycarbonate lens provides vandal resistance along with superior light distribution.

ELECTRICAL:

Light engine consists of high-efficacy LEDs mounted to housing to maximize heat dissipation and promote long-life (up to L81/100,000 hours at 25°C). The electronic driver has a power factor of >90%, THD <20%. Luminaire is 0-10V dimmable.

INSTALLATION:

Designed for wall mounting above four feet from the ground. Housing is configured for mounting directly over a standard junction box (by others) or for surface wiring via any of 1/2" threaded entry hubs.

LISTINGS:

CSA certified to U.S. and Canadian standards. IP65 rated for outdoor applications. Rated for -40°C minimum ambient.

DesignLights Consortium® (DLC) qualified product. Not all versions of this product may be DLC qualified. Please check the DLC Qualified Products List at www.designlights.org/QPL to confirm which versions are qualified.

WARRANTY:

5-year limited warranty. This is the only warranty provided and no other statements in this specification sheet create any warranty of any kind. All other express and implied warranties are disclaimed. Complete warranty terms located at:

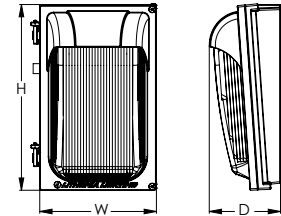
www.acuitybrands.com/support/customer-support/terms-and-conditions

Note: Actual performance may differ as a result of end-user environment and application. All values are design or typical values, measured under laboratory conditions at 25 °C. Specifications subject to change without notice.

Dimensions

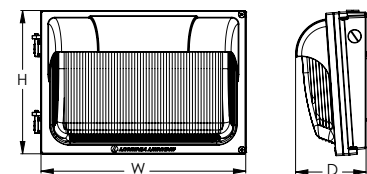
TWX1:

Width: 7.5"
Height: 12.0"
Depth: 5.0"
Weight: 9 lbs



TWX2:

Width: 13.0"
Height: 9.0"
Depth: 4.5"
Weight: 11 lbs



TWX3:

Width: 18.0"
Height: 14.0"
Depth: 5.0"
Weight: 21 lbs
(Glass)

