

Catalog Number
Notes
Type

## FEATURES & SPECIFICATIONS

### INTENDED USE

Provides task or accent lighting in commercial, retail, hospitality and residential applications. Ideal for use under and over cabinets, display cases, task lighting, office lighting, coves and utility/work areas.

### CONSTRUCTION

Low profile design, with on/off rocker switch. Can be direct wired or powered by 5' cord-and-plug (not included, see accessories). Connect up to 354 watts of fixtures with 13" connector cord or 7/8" end row connector (Included).

Rugged post-painted low-profile steel housing with white finish. Acrylic white diffuser provides soft widespread illumination with zip-lock design for easy installation, cleaning, and superior retention.

### ELECTRICAL

Long-life LEDs, coupled with a high-efficiency driver, provide extended service life. Fixture is rated to deliver L70 performance at 50,000 hours and operates at 120 volts, 60Hz. Minimum starting temp -20F. Can direct-wire through rear access plate/knockout by utilizing the included Romex connector or by utilizing the optional UCD JB Junction/Splice box (sold separately).

Works with most standard incandescent dimmers (see list of approved dimmers).

### INSTALLATION

All mounting hardware included.

### LISTINGS

UL listed to US and Canadian safety standards. ENERGY STAR® certified product (3000K and 4000K only) and Title 24 qualified. Listed for damp locations.

### WARRANTY

5-year limited warranty. Complete warranty terms located at:

[www.acuitybrands.com/CustomerResources/Terms\\_and\\_conditions.aspx](http://www.acuitybrands.com/CustomerResources/Terms_and_conditions.aspx)

**NOTE:** Actual performance may differ as a result of end-user environment and application.

All values are design or typical values, measured under laboratory conditions at 25 °C.

Specifications subject to change without notice.

SPECIFICATIONS	1'	2'	3'	4'
<b>Lumens (3000K):</b>	388	742	1162	1603
<b>Watts (3000K):</b>	5.8	10.2	14.8	19.5
<b>Lumens per watt:</b>	67	73	79	82
<b>Length:</b>	12 (30.5)	24 (61)	36 (91.4)	48 (121.9)
<b>Width:</b>	2.83 (7.2)	2.83 (7.2)	2.83 (7.2)	2.83 (7.2)
<b>Height:</b>	1.03 (2.6)	1.03 (2.6)	1.03 (2.6)	1.03 (2.6)
<b>Weight:</b>	1 (.45)	1.5 (.7)	2.3 (1)	3 (1.4)

All dimensions are inches (millimeters) unless otherwise indicated. Weights are pounds (kilograms).



Indoor General Purpose

# UCEL LED Linkable Cabinet Light

Linkable



### ORDERING INFORMATION

For shortest lead times, configure products using **bolded options**.

**Example:** UCEL 12IN 30K 90CRI SWR WH

Series	Length	Color temperature	CRI	Options	Finish
UCEL Economy LED Undercabinet	<b>12IN</b> 1' Nominal	40K 4000K <sup>1,4</sup>	<b>90CRI</b> >90	<b>SWR</b> On/off Rocker Switch	<b>WH</b> White
	<b>24IN</b> 2' Nominal	35K 3500K <sup>2,3</sup>			
	<b>36IN</b> 3' Nominal	<b>30K</b> 3000K			
	<b>48IN</b> 4' Nominal	27K 2700K <sup>2</sup>			

### Accessories: Order as separate catalog number.

UC SFT POWERCORD WH	White 5' cord and plug
UCD JB	White Junction/Splice box - allows for quick and easy direct wiring (UC ERC24 also required for splice box to first fixture)
UC ERC	White 7/8" row connector for end-to-end connections (1 included with each fixture)
UC ERC24	White 24" connector cord for longer length connections between fixtures or splice box (required for splice box to first fixture)

### Notes

- 60-day lead time for non-stock color temperatures; minimum 50 order quantity.
- 90-day lead time for non-standard color temperatures; minimum 50 order quantity.
- UCEL 24IN stocked at 09 in 35k.
- UCEL 24IN, 36IN, 48IN stocked at 09 in 40K.

# UCEL LED Cabinet Light

## PHOTOMETRIC DIAGRAMS

Photometry derived in accordance with IESNA LM41 procedure. Vertical and horizontal illuminance is calculated with fixture mounted 17" from work surface. Full photometric data report available within 2 weeks from request. Consult factory.

### Report ISF 30163 UCCEL 121N

Initial Point Illuminance on wall and horizontal work surface. (fc)

X and Y coordinates are on 6" centers.

	X	A	B	C	D	E	F	G	H	I	
Vertical	1	2	5	11	21	26	21	11	6	2	Avg.=10 fc Max.=29 fc; Min.=1 fc Max. to min. ratio =29
	2	3	7	15	25	29	25	16	7	3	
	3	4	7	12	18	21	18	12	7	4	
Horizontal	4	6	10	18	27	31	27	18	10	6	Avg.=10 fc Max.=43 fc; Min.=1 fc Max. to min. ratio =43
	5	6	13	24	37	43	37	24	13	6	
	6	6	11	21	33	38	33	21	11	6	
	7	4	7	12	17	19	17	12	7	4	
	8	2	4	5	7	8	7	5	4	2	
	9	1	2	2	3	3	3	2	2	1	

### Report ISF 30163 UCCEL 241N

Initial Point Illuminance on wall and horizontal work surface. (fc)

X and Y coordinates are on 6" centers.

	X	A	B	C	D	E	F	G	H	I	
Vertical	1	4	9	22	41	49	41	22	9	4	Avg.=20 fc Max.=56 fc; Min.=2 fc Max. to min. ratio =28
	2	6	13	28	48	56	48	28	13	6	
	3	7	13	23	35	40	35	23	13	7	
Horizontal	4	11	20	35	52	59	52	35	20	11	Avg.=18 fc Max.=83 fc; Min.=1 fc Max. to min. ratio =83
	5	12	24	46	71	83	71	46	24	12	
	6	11	22	41	63	73	63	41	22	11	
	7	7	13	22	32	36	32	22	13	7	
	8	4	7	10	13	15	13	10	7	4	
	9	2	4	5	6	6	6	5	4	2	

### Report ISF 30163 UCCEL 361N

Initial Point Illuminance on wall and horizontal work surface. (fc)

X and Y coordinates are on 6" centers.

	X	A	B	C	D	E	F	G	H	I	
Vertical	6	14	34	64	77	64	34	14	7	1	Avg.=32 fc Max.=88 fc; Min.=4 fc Max. to min. ratio =22
	10	21	44	75	83	75	44	21	10	1	
	11	20	37	55	62	55	37	20	11	2	
Horizontal	17	31	55	82	92	82	55	31	17	3	Avg.=29 fc Max.=130 fc; Min.=2 fc Max. to min. ratio =65
	19	38	72	112	130	112	73	38	19	3	
	17	34	99	114	99	114	99	34	17	3	
	11	21	35	50	57	50	35	21	11	3	
	7	11	16	21	23	21	16	11	7	2	
	4	6	7	9	10	9	7	6	4	1	

### Report ISF 30163 UCCEL 481N

Initial Point Illuminance on wall and horizontal work surface. (fc)

X and Y coordinates are on 6" centers.

	X	A	B	C	D	E	F	G	H	I	
Vertical	1	9	19	47	88	106	88	47	19	9	Avg.=43 fc Max.=122 fc; Min.=5 fc Max. to min. ratio =22.4
	2	14	29	61	103	122	103	61	29	14	
	3	15	28	51	75	86	75	51	28	15	
Horizontal	4	23	42	70	112	127	112	70	42	23	Avg.=40 fc Max.=179 fc; Min.=2 fc Max. to min. ratio =89.5
	5	26	52	100	154	179	154	100	52	26	
	6	24	47	89	136	157	136	89	47	24	
	7	16	29	48	69	78	69	48	29	16	
	8	9	15	22	29	32	29	22	15	9	
	9	5	8	10	12	13	12	10	8	5	

## LIGHTING FACTS

**LED lighting facts**  
A Program of the U.S. DOE

**Light Output (Lumens)** 385  
**Watts** 5.8  
**Lumens per Watt (Efficacy)** 66.38

**Color Accuracy**  
Color Rendering Index (CRI) 94

**Light Color**  
Correlated Color Temperature (CCT) 3000 (Bright White)

2700K 3000K 4500K 6500K

All results are according to IESNA LM-79-2008: *Approved Method for the Electrical and Photometric Testing of Solid-State Lighting*. The U.S. Department of Energy (DOE) verifies product test data and results.

Visit [www.lightingfacts.com](http://www.lightingfacts.com) for the **Label Reference Guide**.

Registration Number: NJSM-WAT16M (2/11/2016)  
Model Number: UCEL 12IN 30K 90CRI  
Type: Luminaire - Desk/Task

**LED lighting facts**  
A Program of the U.S. DOE

**Light Output (Lumens)** 740  
**Watts** 10.2  
**Lumens per Watt (Efficacy)** 72.55

**Color Accuracy**  
Color Rendering Index (CRI) 94

**Light Color**  
Correlated Color Temperature (CCT) 3000 (Bright White)

2700K 3000K 4500K 6500K

All results are according to IESNA LM-79-2008: *Approved Method for the Electrical and Photometric Testing of Solid-State Lighting*. The U.S. Department of Energy (DOE) verifies product test data and results.

Visit [www.lightingfacts.com](http://www.lightingfacts.com) for the **Label Reference Guide**.

Registration Number: NJSM-WBAX5U (2/11/2016)  
Model Number: UCEL 24IN 30K 90CRI  
Type: Luminaire - Desk/Task

**LED lighting facts**  
A Program of the U.S. DOE

**Light Output (Lumens)** 1160  
**Watts** 14.8  
**Lumens per Watt (Efficacy)** 78.38

**Color Accuracy**  
Color Rendering Index (CRI) 94

**Light Color**  
Correlated Color Temperature (CCT) 3000 (Bright White)

2700K 3000K 4500K 6500K

All results are according to IESNA LM-79-2008: *Approved Method for the Electrical and Photometric Testing of Solid-State Lighting*. The U.S. Department of Energy (DOE) verifies product test data and results.

Visit [www.lightingfacts.com](http://www.lightingfacts.com) for the **Label Reference Guide**.

Registration Number: NJSM-RCJ505 (2/11/2016)  
Model Number: UCEL 36IN 30K 90CRI  
Type: Luminaire - Desk/Task

**LED lighting facts**  
A Program of the U.S. DOE

**Light Output (Lumens)** 1600  
**Watts** 19.5  
**Lumens per Watt (Efficacy)** 82.05

**Color Accuracy**  
Color Rendering Index (CRI) 94

**Light Color**  
Correlated Color Temperature (CCT) 3000 (Bright White)

2700K 3000K 4500K 6500K

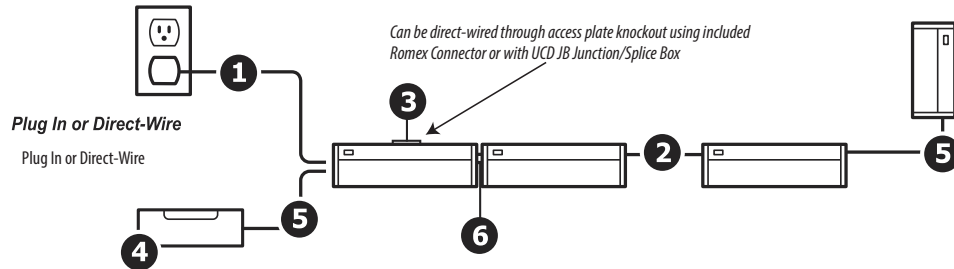
All results are according to IESNA LM-79-2008: *Approved Method for the Electrical and Photometric Testing of Solid-State Lighting*. The U.S. Department of Energy (DOE) verifies product test data and results.

Visit [www.lightingfacts.com](http://www.lightingfacts.com) for the **Label Reference Guide**.

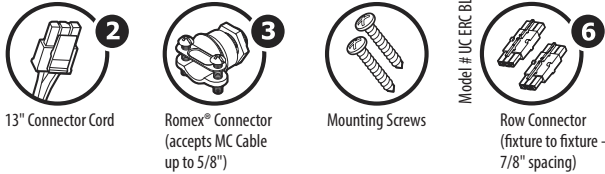
Registration Number: NJSM-FOEOYQ (2/11/2016)  
Model Number: UCEL 48IN 30K 90CRI  
Type: Luminaire - Desk/Task

# UCEL LED Cabinet Light

## Installation

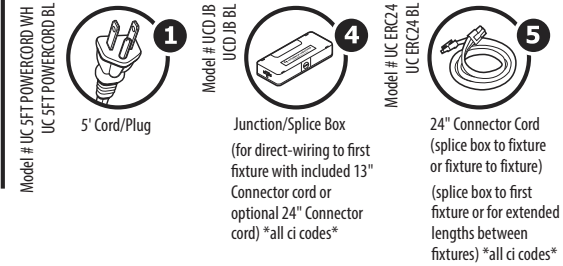


## Included



## Accessories

*sold separately*



## COMPATIBLE DIMMERS

The UCEL is designed to operate with most standard Triac Based dimmers and is not compatible with 0-10v dimming systems. The following is a list of dimmers tested and does not imply any guarantee or warranty of compatibility with a particular application. Unlisted dimmers do not imply non-compatibility.

Manufacturer	Part number(s)
Lutron	Diva DVELV-300P (ELV) Skylark SELV-300P (ELV) Diva DV-600P (Triac) Nova NTELV-300V (ELV)
Leviton	SureSlide 6633-PA (Triac) SureSlide 6615-P (ELV)
Pass & Seymour	HCL453PTCCCV6 (triac)
Synergy	ISD 600 I 120
SensorSwitch	nLight1 nSP5 PCD 2W nLight3 nSP5 PCD ELV 120