



ELLIOTT ELECTRIC SUPPLY

We Deliver...Lower Cost, Quality Products, & Personal Service

3804 South Street
75964-7263, TX Nacogdoches
Phone: 936-569-7941
Fax: 936-560-4685



V20GB618 PLGMD 6' SGL CRT 18" Oc 2000 Ivy

Wiremold/Legrand

Catalog Number	V20GB618
Manufacturer	Wiremold/Legrand
Description	Plugmold Multioutlet Surface Raceway, Two Piece; 4 Outlet(S); (4) Single Receptacle Outlet; Outlet Rating 15 Ampere; 18 Inch Outlet Center Distance; Outlet Configuration 3 Wire 1 Circuit Ground; Length 6 FT; Width 1 9/32 Inch; Height 3/4 Inch
Weight per unit	3.5 (lbs/each)
Product Category	Plugmold, Outlet Strips, Power

Features

Made in USA	Yes
Material	STEEL RACEWAY, THERMOPLASTIC RECEPTACLE
Number of Outlets	4 in
Outlet Center Distance	18 INCH
Outlet Configuration	3-Wire 1-Circuit Ground
Outlet Rating	15 AMPERE
Outlet Type	(4) SINGLE RECEPTACLE

Material, Color, and Finish

Finish	SCUFFCOAT[T] IVORY
--------	--------------------

Dimensions and Weight

Height	3/4 INCH
Height in inch	3/4 IN
Length	6 FT
Length in ft	6 in
Width	1-9/32 INCH
Width in inch	1.2813

Descriptions

Commodity Description	Surf Rcwys, Etc. - Plugmold, Outlet Strips, Power Strips
Description	PLGMD 6' SGL CRT 18" OC 2000 IVY
Long Description	PLUGMOLD MULTIOUTLET SURFACE RACEWAY, TWO PIECE; 4 OUTLET(S); (4) SINGLE RECEPTACLE OUTLET; OUTLET RATING 15 AMPERE; 18 INCH OUTLET CENTER DISTANCE; OUTLET CONFIGURATION 3 WIRE 1 CIRCUIT GROUND; LENGTH 6 FT; WIDTH 1 9/32 INCH; HEIGHT 3/4 INCH
Product Type	Multi Outlet System



ELLIOTT ELECTRIC SUPPLY

We Deliver...Lower Cost, Quality Products, & Personal Service

3804 South Street
75964-7263, TX Nacogdoches
Phone: 936-569-7941
Fax: 936-560-4685

Manufacturer Information

Brand	WIREMOLD
GTIN	00786776093346
Manufacturers Part Number	V20GB618
Model	2000 HR
UPC	786776093346

Taxonomies, Classifications, and Categories

Category Description	Wire/Plug Strips, Surf Raceways, Power Pole, Walkerduct, & Plugmolds
Type	TWO PIECE

Packaging

Carton	10
Weight Per each	3.5

Uses, Certifications, and Standards

Approval	UL, CUL
----------	---------

Steel Plugmold® Raceway & Multioutlet Assemblies



Steel Plugmold® Multioutlet Systems are available in a wide selection of lengths and fittings and a variety of finishes to provide a versatile solution for many applications. Steel Plugmold options include single or alternating circuits, standard, or isolated ground receptacles, Snapicoil® harnesses of prewired receptacles, and cord-ended units.

Steel Plugmold® Multioutlet Systems are available in either a black or ivory ScuffCoat™ finish, a white or gray painted enamel finish, or in rugged stainless steel. The ScuffCoat finish is scratch resistant and protects against nicks and chips while preventing color from fading. The enamel finishes are neutral colors that work with many types of decor or can be painted to integrate with most color schemes. Stainless steel Plugmold raceway is both durable and aesthetically pleasing.



Plugmold systems are available in a variety of colors and configurations.

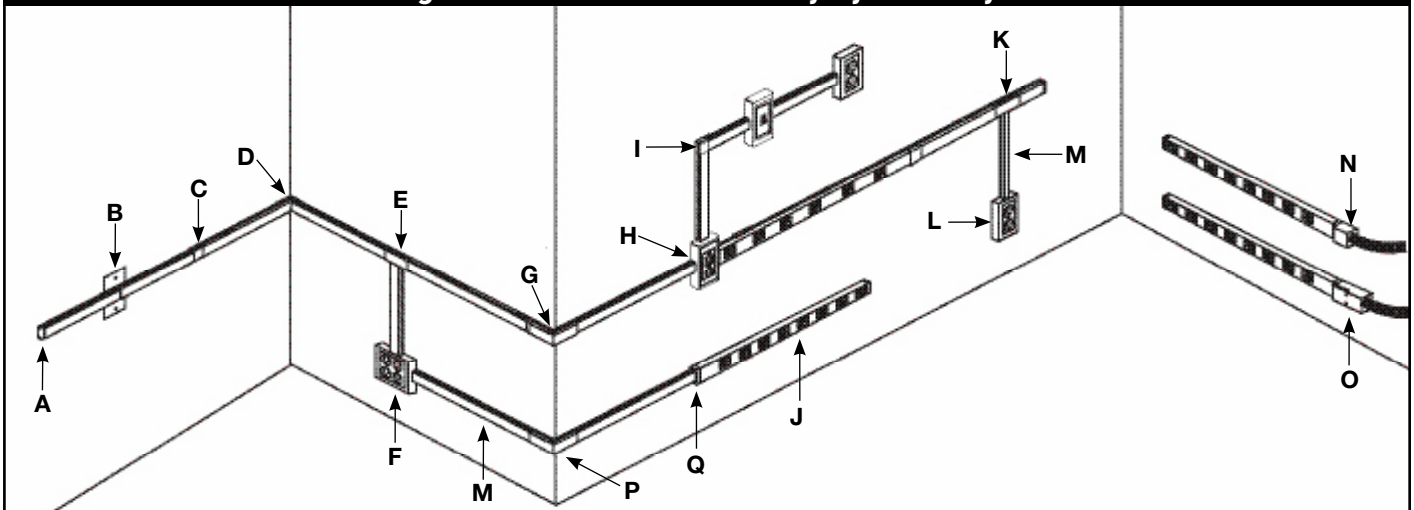
FEATURES & BENEFITS

- **GFCI protection.** Provides protection to the entire strip and any other receptacles downstream. 
- **USB Charging.** Charge mobile devices quickly with two charging ports. (2.4 Amps combined.) 
- **Steel construction.** Provides superior strength and durability for any dry location installation.
- **Many finishes.** Choose from black or ivory ScuffCoat finish, white or gray enamel, or stainless steel.
- **Compact, low profile appearance.** Enhanced aesthetics and ideal for installations within minimal space.
- **Full range of fittings.** Provides flexibility for multiple wiring solutions and installation options.
- **Single, alternating circuit, and isolated ground receptacles available.** Wiring options to meet virtually any job requirement.
- **Variety of lengths.** Installed power in different sized spaces and locations.
- **Receptacle spacing options.** Select the right configuration for your application.
- **Snapicoil harnesses with different lengths and receptacle spacing.** Offers a solution for many electrical requirements.
- **Tamper-resistant.** Tamper-resistant Plugmold Multioutlet Systems meet 2011 NEC section 406 requirements.
- **Duplex receptacle.** Aesthetically pleasing, functional 20A duplex receptacles are available for the 24S (2400) Series.
- **Single- and dual-gang boxes available.** Wire devices directly into the raceway system.
- **Customization available.** Plugmold raceways and multiputlet systems can be modified to accommodate virtually any application or aesthetic need.
- **cULus Listed.** Safety and reliability in the applications.



Steel Plugmold systems shown in typical applications.

Plugmold 2000 Series Raceway System Layout



- | | | |
|-----------------------------------------------------------------------------------------------------------------------------------------------------------------------------------------------------------------------------------------------------------------------------------------------------------------------------|-------------------------------------------------------------------------------------------------------------------------------------------------------------------------------------------------------------------------------------------------------------------------------------------|--|
| <p>A — 2010B Blank End Fitting</p> <p>B — 2051H Flush Plate Adapter</p> <p>C — 2006 Cover Clip</p> <p>D — 2017TC Internal Corner Coupling</p> <p>E — 2015 Tee Fitting</p> <p>F — 2048-2 Two-Gang Device Box</p> <p>G — 2018C External Elbow Cover</p> <p>H — 2048 Single-Gang Device Box</p> <p>I — 2011 90° Flat Elbow</p> | <p>J — 20GB609 Plugmold Strip</p> <p>K — 2089 Side-Reducing Fitting</p> <p>L — 5748 Single-Gang Device Box</p> <p>M — 500 Raceway</p> <p>N — 2010A2 Entrance End Fitting</p> <p>O — 2010A3 Entrance End Fitting</p> <p>P — 518 External Elbow</p> <p>Q — 2089E End-Reducing Connector</p> | |
|-----------------------------------------------------------------------------------------------------------------------------------------------------------------------------------------------------------------------------------------------------------------------------------------------------------------------------|-------------------------------------------------------------------------------------------------------------------------------------------------------------------------------------------------------------------------------------------------------------------------------------------|--|

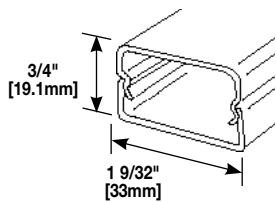
NOTE: Illustration is for showing product applications only.

Plugmold 2000 Series Raceway Fittings Ordering Information

Catalog No./Item	Description/Specifications
------------------	----------------------------

2000*

Base and Cover –
 Base – 2000B .040" [1.0mm] steel.
 Cover – 2000C .025" [.6mm] steel.
 Supplied with two (2) 2010B Blank End Fittings and (1) 2001 Base Coupling.

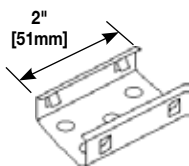


Cross-Sectional Area:
0.80in² [516mm²]

ITEM	CAT NO.	LENGTH	MATERIAL
Base	2000B-5*	5' [1.5m]	.040 Steel
Cover	2000C*	5' [1.5m]	.025 Steel
Base & Cover	2000BC*	5' [1.5m]	.025 Steel

V2003
2003

Supporting Clip – For temporary support, while positioning lengths of raceway base. Use with V/G 2000 Series. V2003 has ivory finish, 2003 has plated finish.



* "V" prefix indicates Ivory ScuffCoat™ finish, "G" prefix for Gray enamel finish, "BK" for Black ScuffCoat™ finish, "WH" for white enamel finish, and "S" for stainless steel finish.

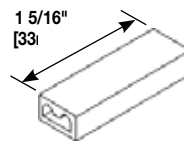
Catalog No./Item	Description/Specifications
------------------	----------------------------

W30
W30G

1 5/16" [33]

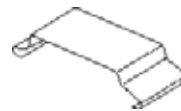
Pressure-Type Wire Connectors–
W30 – For common connection of two, three, or four No. 12 or No.14 solid copper conductors (White).
W30G – For connection of equipment grounding of 2, 3, or 4 solid conductors No. 14 or No. 12 AWG (Green). 300V maximum; 20A 105° C maximum.

NOTE: Not for use with aluminum conductors.



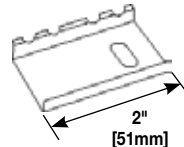
2000WC

Wire Clip – Holds conductors in place in raceway.



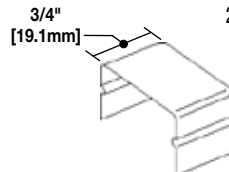
2001

Coupling – For joining lengths of 2000 Series Raceway Base.



BK2006*
G2006*
V2006*
WH2006*
S2006*

Cover Clip – For covering joint where lengths of cover or base adjoin. Use with 2000 Series.



Plugmold Series Wiring Specifications

Steel Plugmold Series Part Numbering System

2000 Series Steel Plugmold Series – Example: G20GBA312



G	20	G B A	3	06
COLOR:	RACEWAY:	WIRING CONFIGURATION:	LENGTH:	CENTER DISTANCE:
Black = BK Gray = G Ivory = V White = WH Stainless = S	2000 = 20	GB = GB GBA = GBA IG = IG*	24" [608mm] = 2* 36" [915mm] = 3 60" [1.5m] = 5 72" [1.8m] = 6	6" [152mm] = 6 9" [229mm] = 9** 12" [305mm] = 12 18" [457mm] = 18

2400 Series Steel Plugmold Series w/Simplex Receptacle – Example: 24GBA512



V	24	G B A	5	12
COLOR:	RACEWAY:	WIRING CONFIGURATION:	LENGTH:	CENTER DISTANCE:
Ivory = V	2400 = 24	GB = GB GBA = GBA	36" [915mm] = 3 60" [1.5m] = 5 72" [1.8m] = 6	6" [152mm] = 6 12" [305mm] = 12 18" [457mm] = 18

2400 Series Steel Plugmold Series w/Duplex Receptacle – Example: 24SGBX3618I

24S	36	18	G B X	99IV
RACEWAY:	LENGTH:	CENTER DISTANCE:	WIRING CONFIGURATION:	COLOR:
2400 = 24S	36" [915mm] = 36 60" [1.5m] = 60 72" [1.8m] = 72	12" [305mm] = 12 18" [457mm] = 18 24" [610mm] = 24	GBX = GBX GBA = GBA IGX = IGX	Ivory = 99IV

* Stainless steel only.

** 6' lengths only.

NOTE: Not all combinations of color, wiring configurations, length, and center distance are available as standard products. For additional information, contact Wiremold Technical Support at 1-800-621-0049.

Plugmold Series with Snapcoil Harness

CATALOG NO.	LENGTH		WIRING CONFIG	OUTLETS (15A 120V NEMA 5-15SR)		HOLE CUT COVER		HOUSING		
	Feet	[meters]		CENTER DISTANCE	QUANTITY	QUANTITY	LENGTH			
				Inches	[mm]		Feet	[m]		
20GB12*	48'	[14.63]	GB	12"	[305mm]	48 Single	8	6'	[1.8m]	Steel – Ivory, Gray
20GB18*	48'	[14.63]	GB	18"	[457mm]	32 Single	8	6'	[1.8m]	Steel – Ivory, Gray
V20GB30	50'	[15.25]	GB	30"	[760mm]	20 Single	10	5'	[1.5m]	Steel – Ivory
20GBA12*	48'	[14.63]	GBA	12"	[305mm]	48 Single	8	6'	[1.8m]	Steel – Ivory, Gray

Cord-Ended Plugmold Series

CAT NO.	UNIT LENGTH	OUTLETS QUANTITY	CORD SET LENGTH	TYPE	SWITCH	CIRCUIT BREAKER	FINISH
20-C2*	3' 4" [1m]	6 Single	6' [1.8m]	12/3 SJT	No	Yes	Steel – Gray, Ivory

* Use "V" prefix for Ivory ScuffCoat™ finish and "G" prefix for Gray enamel finish.

Plugmold Series Wiring Specifications (continued)

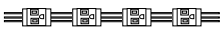

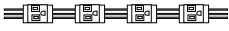
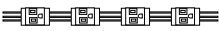

2000/2400 Series Raceway Wire Fill Capacities for Power

CABLE TYPE	WIRE SIZE THHN/THWN	O.D.		NO. OF CONDUCTORS (40% FILL)	
		Inches	[mm]	2000	2400
POWER WIRING WITHOUT DEVICES	10 AWG	0.166	[4.2]	–	26
	12 AWG	0.130	[3.3]	7*	41
	14 AWG	0.111	[2.8]	7*	57
POWER WIRING WITH DEVICES (Plugmold Series)	8 AWG	0.218	[5.5]	–	2
	10 AWG	0.153	[3.9]	–	6
	12 AWG	0.122	[3.1]	5**	10
	14 AWG	0.105	[2.7]	5**	–

*Wire capacity limited to maximum of seven conductors due to .025" [.6mm] material thickness of cover.

**Including one hot, neutral, and ground wire from the receptacle.

Wiring Configurations

			With Snapicoil	
				
GB Series: 3-wire, #12 THHN (1 hot, 1 neutral and 1 ground), 1 circuit; has insulated grounding conductor.	GBA Series: 4-wire, #12 THHN (2 hot, 1 neutral and 1 ground), 2 circuit; outlets wired alternately; has insulated grounding conductor.	IG Series: 3-wire, #12 THHN (1 hot, 1 neutral and 1 ground), 1 circuit; has insulated-isolated grounding conductor. Orange receptacles.	GB Series: 3-wire, #12 THHN (1 hot, 1 neutral and 1 ground), 1 circuit; has insulated grounding conductor.	GBA Series: 4-wire, #12 THHN (2 hot, 1 neutral and 1 ground), 2 circuit; outlets wired alternately; has insulated grounding conductor.

NOTE: SNAPICOIL REELS on custom order. Snapicoil harness is available on reels if lengths greater than 50' are needed, or if multiple lengths are required for production-type jobs. The maximum length per reel is 240' for Snapicoil with outlets 12" and 18" on centers; 500' with outlets 30" on center. Packaging includes the necessary number of lengths of base, holecut cover, wire clips, and couplings for complete installation. Price and delivery information should be obtained prior to specifying or ordering. To specify or order, add "R" to the Snapicoil number. Ex: V20GB12R. Other outlet spacings available on custom order.

Receptacles are made from high impact thermoplastic. Snapicoil packaging includes the necessary lengths of 2000B Base, 2000C Hole Cut Cover, 2000WC Wire Clips, and 2001 Couplings for complete installation.



Plugmold Multioutlet Strip Ordering Information

CATALOG NO.	FINISH <i>Add as prefix to select color.</i>	LENGTH		WIRING CONFIG	OUTLETS		QUANTITY
		Feet	[mm]		CENTER DISTANCE Inches	[mm]	
20GB206*	S	2'	[610mm]	GB	6"	[152mm]	4 Single 15A
20GB306*	WH, BK, V, G, S	3'	[915mm]	GB	6"	[152mm]	6 Single 15A
V24GB306	V	3'	[915mm]	GB	6"	[152mm]	6 Single 20A
24S3612GBX99IV	V	3'	[915mm]	GB	12"	[305mm]	3 Duplex 20A
24S3612GBA99IV	V	3'	[915mm]	GBA	12"	[305mm]	3 Duplex 20A
20GB506*	WH, BK, V, G, S	5'	[1.5m]	GB	6"	[152mm]	10 Single 15A
V24GB506	V	5'	[1.5m]	GB	6"	[152mm]	10 Single 20A
20GB512*	WH, BK, V, G, S	5'	[1.5m]	GB	12"	[305mm]	5 Single 15A
V24GB512	V	5'	[1.5m]	GB	12"	[305mm]	5 Single 20A
20IG512*	V, G	5'	[1.5m]	IG	12"	[305mm]	5 Single 15A
20GBA512*	V, G	5'	[1.5m]	GBA	12"	[305mm]	5 Single 15A
V24GBA512	V	5'	[1.5m]	GBA	12"	[305mm]	5 Single 20A
24S6012GBX99IV	V	5'	[1.5m]	GB	12"	[305mm]	5 Duplex 20A
24S6012GBA99IV	V	5'	[1.5m]	GBA	12"	[305mm]	5 Duplex 20A
24S6012IGX99IV	V	5'	[1.5m]	IG	12"	[305mm]	5 Duplex 20A
20GB606*	WH, BK, V, G, S	6'	[1.8m]	GB	6"	[152mm]	12 Single 15A
V24GB606	V	6'	[1.8m]	GB	6"	[152mm]	12 Single 20A
20IG606*	V, G	6'	[1.8m]	IG	6"	[152mm]	12 Single 15A
20GB609*	V, G	6'	[1.8m]	GB	9"	[229mm]	8 Single 15A
20GBA609*	V, G	6'	[1.8m]	GBA	9"	[229mm]	8 Single 15A
20GB612*	WH, BK, V, G, S	6'	[1.8m]	GB	12"	[305mm]	6 Single 15A
20GBA612*	V, G	6'	[1.8m]	GBA	12"	[305mm]	6 Single 15A
V24GB612	V	6'	[1.8m]	GB	12"	[305mm]	6 Single 20A
V24GBA612	V	6'	[1.8m]	GBA	12"	[305mm]	6 Single 20A
V24GB618	V	6'	[1.8m]	GB	18"	[457mm]	4 Single 20A
20GB618*	V, G	6'	[1.8m]	GB	18"	[457mm]	4 Single 15A
20GBA618*	V, G	6'	[1.8m]	GBA	18"	[457mm]	4 Single 15A
V24GBA618	V	6'	[1.8m]	GBA	18"	[457mm]	4 Single 20A
24S7212GBX99IV	V	6'	[1.8m]	GB	12"	[305mm]	6 Duplex 20A
24S7224GBA99IV	V	6'	[1.8m]	GBA	24"	[608mm]	3 Duplex 20A
24S7218GBX99IV	V	6'	[1.8m]	GB	18"	[457mm]	4 Duplex 20A
24S7224GBX99IV	V	6'	[1.8m]	GB	24"	[608mm]	3 Duplex 20A
24S7218IGX99IV	V	6'	[1.8m]	IG	18"	[457mm]	4 Duplex 20A
24S7212IGX99IV	V	6'	[1.8m]	IG	12"	[305mm]	6 Duplex 20A
24S7224IGX99IV	V	6'	[1.8m]	IG	24"	[608mm]	3 Duplex 20A
24S7212GBA99IV	V	6'	[1.8m]	GBA	12"	[305mm]	6 Duplex 20A
24S7218GBA99IV	V	6'	[1.8m]	GBA	18"	[457mm]	4 Duplex 20A

NOTE: For 2000 Plugmold Series, add color codes to the beginning of part number as a prefix to designate the color. Use "V" for Ivory ScuffCoat™ finish, "G" for Gray enamel finish, "BK" for Black ScuffCoat™ finish, "WH" for white enamel finish, and "S" for stainless steel finish. Receptacle colors match raceway colors except for stainless steel which has black receptacles and isolated ground versions which have orange receptacles.

* 2000 Plugmold Series is supplied with two (2) 2010B Blank End Fittings and one (1) 2001 Base Coupling.