



ELLIOTT ELECTRIC SUPPLY

We Deliver...Lower Cost, Quality Products, & Personal Service

3804 South Street
75964-7263, TX Nacogdoches
Phone: 936-569-7941
Fax: 936-560-4685



V517 STL Int. Elbow 500 Ivory

Wiremold/Legrand

Catalog Number	V517
Manufacturer	Wiremold/Legrand
Description	Internal Elbow, Steel, Ivory, Scuffcoat, 2-3/4 In Length, Surface Mount, 0.19 LB/Ea
Weight per unit	0.1900 (lbs/each)
Product Category	Metallic Raceway & Accessories

Dimensions and Weight

Size	2-3/4 Inch Length
------	-------------------

Descriptions

Additional Information	ADA Compliant; Applicable Standard NEC, CEC
Commodity Description	Surf Rcwys, Etc. - Metallic Raceway & Accessories
Description	STL INT. ELBOW 500 IVORY

Manufacturer Information

GTIN	00786776070170
Model	500 °F
UPC	786776070170

Taxonomies, Classifications, and Categories

Category Description	Panduit & Wiremold Metallic & Non-Metallic Raceways
Type	INTERNAL ELBOW

Packaging

Carton	1
Weight Per each	0.19

Uses, Certifications, and Standards

Approval	UL mA
Used On	V500/V700/V700H SERIES ONE PIECE STEEL SURFACE RACEWAY

500® & 700® SERIES RACEWAY



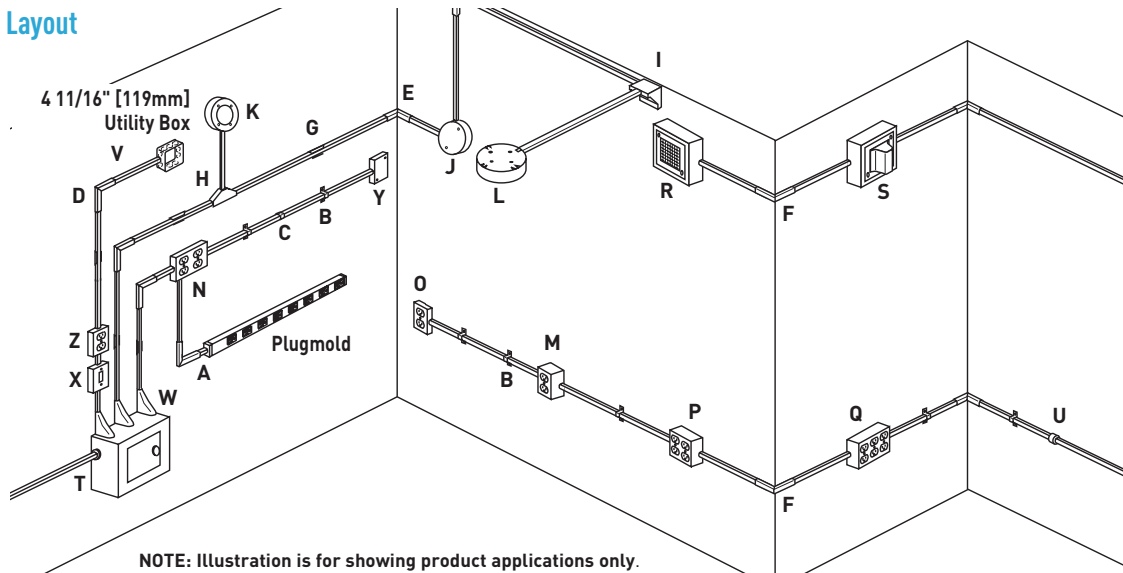
One-piece, single-channel raceway. Easy-to-install and ideal for basic power or communication/low voltage installations. Provides low profile appearance that blends with any decor.

CODE REFERENCE

cULus Listed Raceway:
File E4376 Guide RJBT.

Fittings:
File E41751 Guide RJPR.
Meets Article 386 of NEC.
Meets Section 12-1600 of CEC.

System Layout



KEY

- | | | | |
|---------------------------|---------------------------------------|---|--------------------------------------|
| A. 2089E Reducing Fitting | I. 5719 Corner Box | P. 5748-2 Two-Gang Device Box | V. 5785 Combination Connector |
| B. 504 Mounting Strap | J. 5734A Utility Box | Q. 5748-3 Three-Gang Device Box | W. V5786 Adjustable Offset Connector |
| C. 506 Cover Clip | K. 5738 Fixture Box Solid Base | R. 5752 Alarm Device Box | X. 57240 Single Pole Switch and Box |
| D. 511 Flat Elbow | L. V5739 Fixture Box Solid Base | S. 5753 Extra Deep Alarm Device Box | Y. 57242 Utility Box |
| E. 517 Internal Elbow | M. 5744 Extra Deep Device Box | T. 5781 Box Connector | Z. 57243G Duplex Receptacle and Box |
| F. 518 External Elbow | N. 5747-2 Two-Gang Shallow Device Box | U. 5782 1/2" Trade Size Conduit Connector | |
| G. 5703 Supporting Clip | O. 5748S Shallow Device Box | | |
| H. 5715 Tee | | | |

COLOR OPTIONS



500° and 700° Series Raceway Part Numbers with a "V" prefix have an ivory finish. Part Numbers with a "WH" suffix have a white finish. Some Device Boxes used in safety applications are also available with a red painted finish.

Custom color options are also available. Consult the factory for more information.

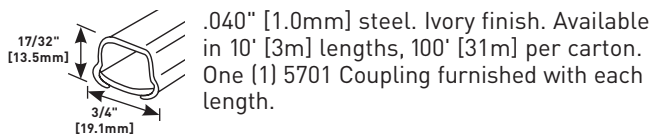
500[®] & 700[®] SERIES RACEWAY

500 Series Wire Fill Capacities For Communications

	CABLE/WIRE SIZE	O.D. (APPROX. DIA.)		40% FILL
		Inches	[mm]	
UNSHIELDED TWISTED PAIR	4-pair, 24 AWG, Cat 3	0.190	[4.8]	2
	4-pair, 24 AWG, Cat 5e	0.210	[5.3]	2
	4-pair, 24 AWG, Cat 6	0.250	[6.3]	1
	4-pair, 24 AWG, Cat 6a*	0.354	[9.0]	0
	25-pair, 24 AWG	0.410	[10.4]	0
COAXIAL	RG6/U	0.270	[6.9]	1
FIBER	ZipCord	0.118 x 0.236	[3 x 6]	2
	Round 4 Strand Fiber	0.187	[4.8]	2
	Round 6 Strand Fiber	0.256	[6.5]	1

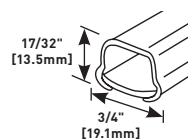
500 Series Raceway Ordering Information

V500 One-Piece Raceway



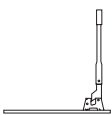
.040" [1.0mm] steel. Ivory finish. Available in 10' [3m] lengths, 100' [31m] per carton. One (1) 5701 Coupling furnished with each length.

V500-5 One-Piece Raceway



Same as V500 Raceway except in 5' [1.5m] lengths, 50' [15m] per carton. One (1) 5701 Coupling furnished with each 5' [1.5m] length.

605 500 Series Raceway Cutter

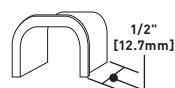


Single action portable cutter. Fast and easy square cuts.

605K Replacement Blades

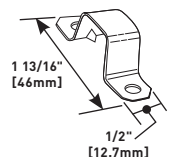
Case hard steel replacement blades for 605 Raceway Cutter.

502 Bushing



Protects wires from abrasion. Slips into open end of 500 Series Raceway.

V504 Mounting Strap



(One- or Two-Hole) – Converts to one-hole by breaking off at score. Lanced tab holds strap in place while fastening to surface.

NOTE: Use #8 flathead screws with all fittings requiring screws except V504. With V504, use #8 panhead screws.

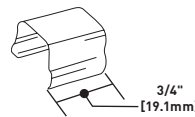
500 Series Wire Fill Capacities For Power

WIRE SIZE	O.D.		NO. OF CONDUCTORS 40% FILL
	Inches	[mm]	
THHN/THWN			
14 AWG	0.111	[2.8]	7
12 AWG	0.130	[3.3]	5
10 AWG	0.164	[4.2]	3

NOTE: For additional information, refer to the Technical Section.

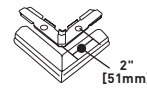
* Category 6 augmented (6a) cable for 10 gigabit ethernet – max allowed cable diameter per addenda No. 11 ANSI TIA/EIA 568-B.2.

V506 Connection Cover



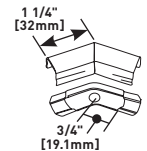
Covers seam where two lengths of 500 Series Raceway come together.

V511 Flat Elbow



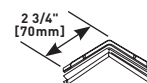
Right angle turns on the same surface.

V512 45° Flat Elbow



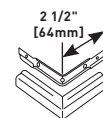
Diagonal 45° turns on same surface.

V517 Internal Elbow



Inside right angle turns.

V518 Outside Elbow



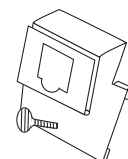
Outside right angle turns.

5700LL Laser Level



For 500/700 Series Raceway. Attaches to outlet box base and raceway fittings for perfect alignment of runs of raceway.

5700CG Cutting Guide



For 500/700 Series Raceway. Attaches to step ladder and holds raceway channel securely for accurate cuts.