

500[®] & 700[®] SERIES RACEWAY



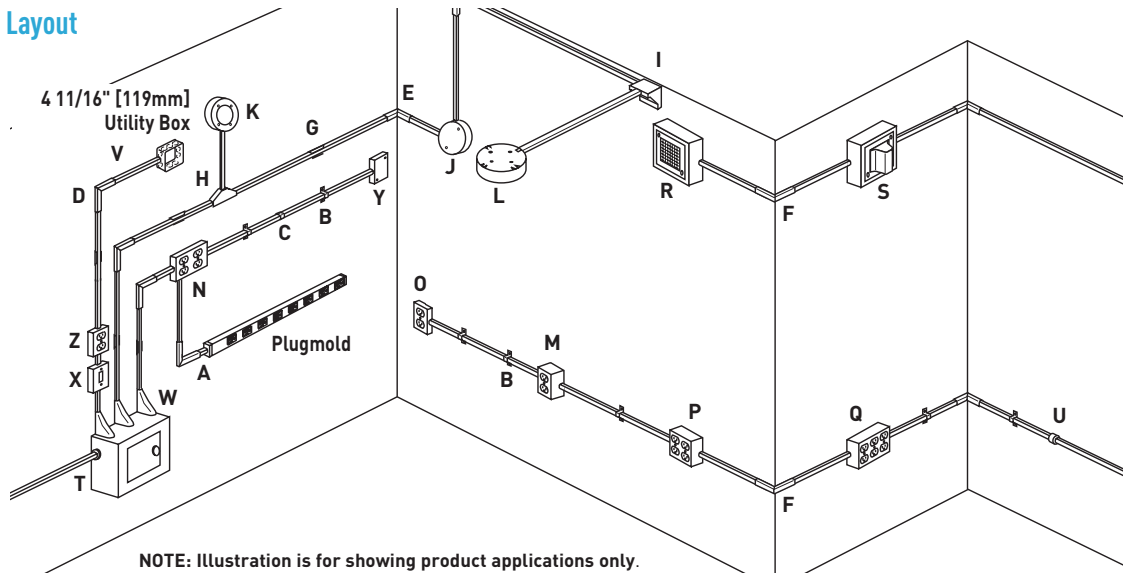
One-piece, single-channel raceway. Easy-to-install and ideal for basic power or communication/low voltage installations. Provides low profile appearance that blends with any decor.

CODE REFERENCE

cULus Listed Raceway:
File E4376 Guide RJBT.

Fittings:
File E41751 Guide RJPR.
Meets Article 386 of NEC.
Meets Section 12-1600 of CEC.

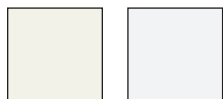
System Layout



KEY

- | | | | |
|---------------------------|---------------------------------------|---|--------------------------------------|
| A. 2089E Reducing Fitting | I. 5719 Corner Box | P. 5748-2 Two-Gang Device Box | V. 5785 Combination Connector |
| B. 504 Mounting Strap | J. 5734A Utility Box | Q. 5748-3 Three-Gang Device Box | W. V5786 Adjustable Offset Connector |
| C. 506 Cover Clip | K. 5738 Fixture Box Solid Base | R. 5752 Alarm Device Box | X. 57240 Single Pole Switch and Box |
| D. 511 Flat Elbow | L. V5739 Fixture Box Solid Base | S. 5753 Extra Deep Alarm Device Box | Y. 57242 Utility Box |
| E. 517 Internal Elbow | M. 5744 Extra Deep Device Box | T. 5781 Box Connector | Z. 57243G Duplex Receptacle and Box |
| F. 518 External Elbow | N. 5747-2 Two-Gang Shallow Device Box | U. 5782 1/2" Trade Size Conduit Connector | |
| G. 5703 Supporting Clip | O. 5748S Shallow Device Box | | |
| H. 5715 Tee | | | |

COLOR OPTIONS



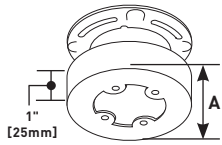
500[®] and 700[®] Series Raceway Part Numbers with a "V" prefix have an ivory finish. Part Numbers with a "WH" suffix have a white finish. Some Device Boxes used in safety applications are also available with a red painted finish.

Custom color options are also available. Consult the factory for more information.

500® & 700® SERIES RACEWAY

500 & 700 Series Raceways Device Boxes Ordering Information (continued)

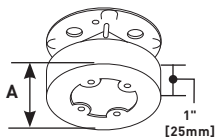
5737, 5739 Open Base Extension Box



Mounts on 3 1/4" or 4" [83mm or 102mm] conduit boxes or other recessed outlets. Cover accepts devices with mounting screw centers of 2 3/4", 3 1/2" or 4 1/16" [70mm, 89mm, or 103mm]. Can be used with 5736 Blank Cover as a pull or junction box.

CAT. NO.	DIA. A.
V5737, 5737WH	4 3/4" [121mm]
V5737A, 5737AWH	5 1/2" [140mm]
V5739A	6 3/8" [162mm]

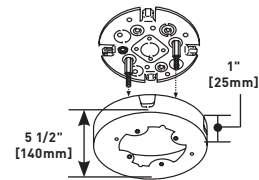
5738, 5738A, 5739 Solid Base Fixture Box



Used to hang fixtures. Cover accepts devices with mounting screw centers of 2 3/4", 3 1/2", and 4 1/16" [70mm, 89mm, and 103mm]. Base has four holes for fixture studs, four 1/2" trade size KOs, and raised section for no-bolt fixture-stud. Use as a junction or pull box with 5736 Blank Cover.

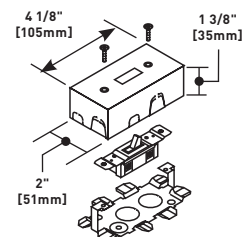
CAT. NO.	DIA. A.
V5738, 5738WH	4 3/4" [121mm]
5738A, 5738AWH	5 1/2" [140mm]
5739, 5739WH	6 3/8" [162mm]

V5738AF, 5738AFWH Solid Base Fan Box



Cover accepts fan bracket with mounting centers of 3 3/16" [81mm]. Base has six mounting holes and 4 1/2" trade size KOs. #10 mounting studs provided. Rated for fans and fixtures up to 50 lbs.

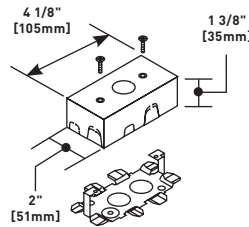
V57240 15A, 125V Single Pole Switch & Box



Single pole switch included. Accepts standard single-gang switches including three-way. Cover has twistouts for 500 or 700 Series Raceway on each end and sides. Twistouts on ends of box permit running raceway close to interior trim. Base has 1/2" trade size KOs.

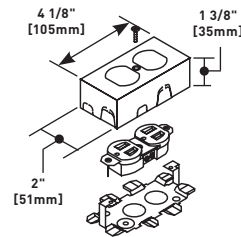
NOTE : One-gang device boxes accept NEMA single-gang standard faceplates. Two-gang device boxes accept NEMA double-gang standard faceplates.

V57242 Utility Box



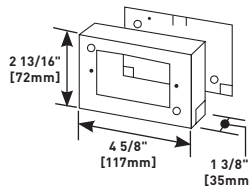
Can be used as tee, cross, pull box, junction box, or blank box. Cover has 1/2" trade size KO and twistouts for 500, and 700 Series Raceway on each end and sides. Twistouts on ends of box permit running raceway close to interior trim. Base has 1/2" trade size KOs.

V57243G 15A, 125V Duplex Grounding Receptacle (NEMA 5-15R) & Box



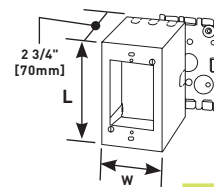
Accommodates 15A (NEMA 5-15R) or 20A (NEMA 5-20R) duplex grounding devices in place of duplex grounding receptacle included. Cover has twistouts for 500 and 700 Series Raceway on each end and sides. Twistouts on ends of box permit running raceway close to interior trim. Base has 1/2" trade size KOs.

V5741, 5741WH Switch & Receptacle Box



For shallow type switches (three-way, single, and double pole) and receptacles, including three-wire locking receptacles and single-gang combination devices. Base has 1/2" trade size KO. Position of twistouts on ends permits running raceways close to interior trim.

5744, 5744-2, 5744-3 Extra Deep Switch & Receptacle Box



For deep devices such as momentary contact, remote control switches, and hospital signaling system devices. Base has 1/2" trade size KOs. Larger gang boxes available by special order.

CAT. NO.	L	W	GANGS
V5744, 5744-WH	4 5/8" [117mm]	2 7/8" [73mm]	1
V5744-2, 5744-2WH	4 3/4" [121mm]	4 3/4" [121mm]	2
V5744-3	4 5/8" [117mm]	6 1/2" [165mm]	3

NOTE: 500 & 700 Series Raceway Systems Device Boxes that are identified with this symbol are Certified to Canadian Safety Standards for sale in Canada. When ordering these products (this page and the next page), change the "V" color prefix to "VC" or the "WH" color suffix to "WHC" to denote the Canadian versions.

WIREMOLD



V500®/V700®/700WH Steel Raceway

One-Piece Surface Steel Raceway



Deal for surface mounting small amounts of electrical wiring or communication cables. These rugged raceways offer a low profile appearance which blend with any decor. V500, V700, and 700WH come in our exclusive ScuffCoat™ finish.




V500 and V700.

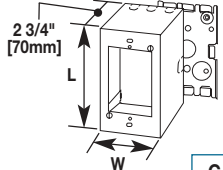


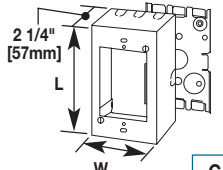
5700 Series boxes with Pass & Seymour Activate inserts.

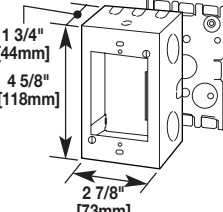
Features & Benefits

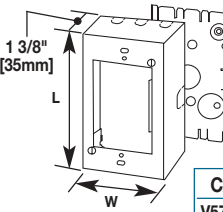
- **Low-profile, unobtrusive appearance.** Blends with any decor or setting. Excellent for low-voltage wiring.
- **ScuffCoat finish.** Tough, durable, scratch-resistant finish which can be overpainted with latex paint.
- **Surface mounting.** Eliminates disturbing the building structure or wall finish to make renovations easy.
- **V5748-3Device Box accommodates wireless.**  Designed for use with Ortronics® Wi-Jack™ Wireless Access Points.
- **Full line of fittings.** Provides unlimited wiring solutions and interconnection between raceway systems.
- **More choice of colors.** 700 Series Raceway and Fittings are available in ivory and white.
- **Fittings have removable covers.** Allows easy access to wiring for changes and additions.
- **Raceway cutters with replaceable blades.** Cuts raceway cleanly, reduces labor, and installation time.
- **Datacom connectivity options.** Accepts industry standard and proprietary devices from a wide range of manufacturers to provide a seamless and aesthetically pleasing interface for voice, data, audio, and video applications at the point of use.
- **UL5 and ADA compliant.** Raceway and fittings meet UL5 specifications and can be installed in conformance with ADA requirements.

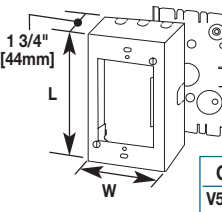
V500, V700, & 700WH Device Boxes (continued)

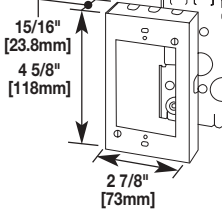
Catalog No./Item	Description/Specifications					
V5744 † † 5744WH † † 	Extra Deep Device Box – Designed for deep devices – momentary contact, and remote control switches, hospital signaling system devices, and deep communication devices. Base has 1/2" trade size KO's.	ORT	P&S	OPEN		
		CAT NO.	L	W	GANG #	
		V5744, WH †	4 5/8" [118mm]	2 7/8" [73mm]	1	
		V5744-2, WH †	4 3/4" [121mm]	4 3/4" [121mm]	2*	
V5744-3 †	4 5/8" [118mm]	6 1/2" [165mm]	3			

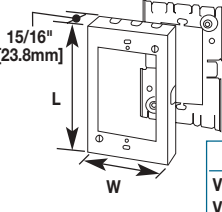
V5744S † † 5744SWH † † 	Deep Switch and Receptacle Box – For installing signal system alarm wiring and communication devices. Base has 1/2" trade size and rectangular single-gang KO's.	ORT	P&S	OPEN		
		CAT NO.	L	W	GANG #	
		V5744, WH †	4 5/8" [118mm]	2 7/8" [73mm]	1	
		V5744-2, WH †	4 3/4" [121mm]	4 3/4" [121mm]	2*	
V5744-3 †	4 5/8" [118mm]	6 1/2" [165mm]	3			

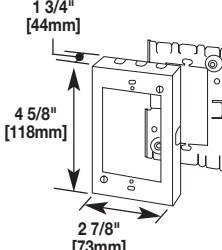
V5745 † † 5745WH † † 	Combination Device Box – For connecting surface runs of 1/2" [12.7mm] conduit, etc. Cover has two raceway twistouts on one end and three on opposite end; also two 1/2" trade size KO's and a raceway twistout on each side. Base has two 1/2" trade size KO's.	ORT	P&S	OPEN		
		CAT NO.	L	W	GANG #	
		V5745, WH †	4 5/8" [118mm]	2 7/8" [73mm]	1	
		V5745-2, WH †	4 3/4" [121mm]	4 3/4" [121mm]	2*	
V5745-3 †	4 5/8" [118mm]	6 1/2" [165mm]	3			

V5747 † † 5747WH † † 	Shallow Device Box – For standard shallow switches, receptacles, communication devices, and single-gang combination devices. Base has two 1/2" trade size KO's.	ORT	P&S	OPEN		
		CAT NO.	L	W	GANG #	
		V5747, WH †	4 5/8" [118mm]	2 7/8" [73mm]	1	
		V5747-2, WH †	4 3/4" [121mm]	4 3/4" [121mm]	2*	
V5747-3 †	4 5/8" [118mm]	6 1/2" [165mm]	3			

V5748 † † 5748WH † † 	Device Box – For deep switches, receptacles and communication devices. Base has two 1/2" trade size KO's.	ORT	P&S	OPEN		
		CAT NO.	L	W	GANG #	
		V5748, WH †	4 5/8" [118mm]	2 7/8" [73mm]	1	
		V5748-2, WH †	4 3/4" [121mm]	4 3/4" [121mm]	2*	
V5748-3 †	4 5/8" [118mm]	6 1/2" [165mm]	3			
V5748-4 †	4 5/8" [118mm]	8 11/32" [212mm]	1			
V5748-5 †	4 3/4" [121mm]	10 5/32" [212mm]	2*			
V5748-6 †	4 5/8" [118mm]	11 31/32" [165mm]	3			

V5748S † † 5748SWH † † 	Shallow Switch and Receptacle Box – For duplex receptacles (shallow type). Base has 1/2" trade size KO's.	ORT	P&S	OPEN		
		CAT NO.	L	W	GANG #	
		V5748S, WH †	4 5/8" [118mm]	2 7/8" [73mm]	1	
		V5748S-2, WH †	4 3/4" [121mm]	4 3/4" [121mm]	2*	
V5748S-3 †	4 5/8" [118mm]	6 1/2" [165mm]	3			

V5751 5751 WH 	Flush-Type Extension Adapter – For extensions from existing flush wall boxes. Larger gangs available, consult factory.	ORT	P&S	OPEN		
		CAT NO.	L	W	GANG #	
		V5751, WH	4 5/8" [118mm]	2 7/8" [73mm]	1	
		V5751-2, WH	4 3/4" [121mm]	4 3/4" [121mm]	2*	
V5751-3	4 5/8" [118mm]	6 1/2" [165mm]	3			

V5751A 5751AWH 	Deep Flush-Type Extension Adapter – For deep extensions from existing flush wall boxes.	ORT	P&S	OPEN		
		CAT NO.	L	W	GANG #	
		V5751A, WH	4 5/8" [118mm]	2 7/8" [73mm]	1	
		V5751A-2, WH	4 3/4" [121mm]	4 3/4" [121mm]	2*	
V5751A-3	4 5/8" [118mm]	6 1/2" [165mm]	3			

NOTES: Covers on this page have double twistouts. Break out lower twistout for use with V500, and both twistouts for use with V700.

* V5744-2 and V5744S-2 Base and V5747-2 and V5748-2 Base have 1/2" and 1" concentric trade size KO's and a 1 13/16" x 2 7/8" [47mm x 73mm] rectangular KO to permit mounting on a one-gang in-wall outlet box.

† Replace V with VC or WH with WHC to denote Canadian version — Agency approved for sale in Canada. Ⓢ

† Larger gangs available, consult factory.