



# ELLIOTT ELECTRIC SUPPLY

We Deliver...Lower Cost, Quality Products, & Personal Service

3804 South Street  
75964-7263, TX Nacogdoches  
Phone: 936-569-7941  
Fax: 936-560-4685



## V704 STL Strap 700 Ivory

*Wiremold/Legrand*

Catalog Number	V704
Manufacturer	Wiremold/Legrand
Description	Mounting Strap, Steel, Ivory, Scuffcoat, 1-7/8 In Length, 5/8 In Width, Surface Mount, 0.02 LB/Ea
Weight per unit	0.0200 (lbs/each)
Product Category	Metallic Raceway & Accessories

### Dimensions and Weight

Size	1-13/16 Inch Length x 5/8 Inch Width
------	--------------------------------------

### Descriptions

Additional Information	ADA Compliant; RoHS Compliant; Applicable Standard NEC, CEC
Commodity Description	Surf Rcwys, Etc. - Metallic Raceway & Accessories
Description	STL STRAP 700 IVORY

### Manufacturer Information

Brand	WIREMOLD
GTIN	00786776189551
Model	700 Im
UPC	786776189551

### Taxonomies, Classifications, and Categories

Category Description	Panduit & Wiremold Metallic & Non-Metallic Raceways
Type	MOUNTING STRAP

### Packaging

Carton	10
Weight Per each	0.02

### Uses, Certifications, and Standards

Approval	UL mA
Used On	V500/V700/V700H SERIES ONE PIECE STEEL SURFACE RACEWAY

# 500® & 700® SERIES RACEWAY



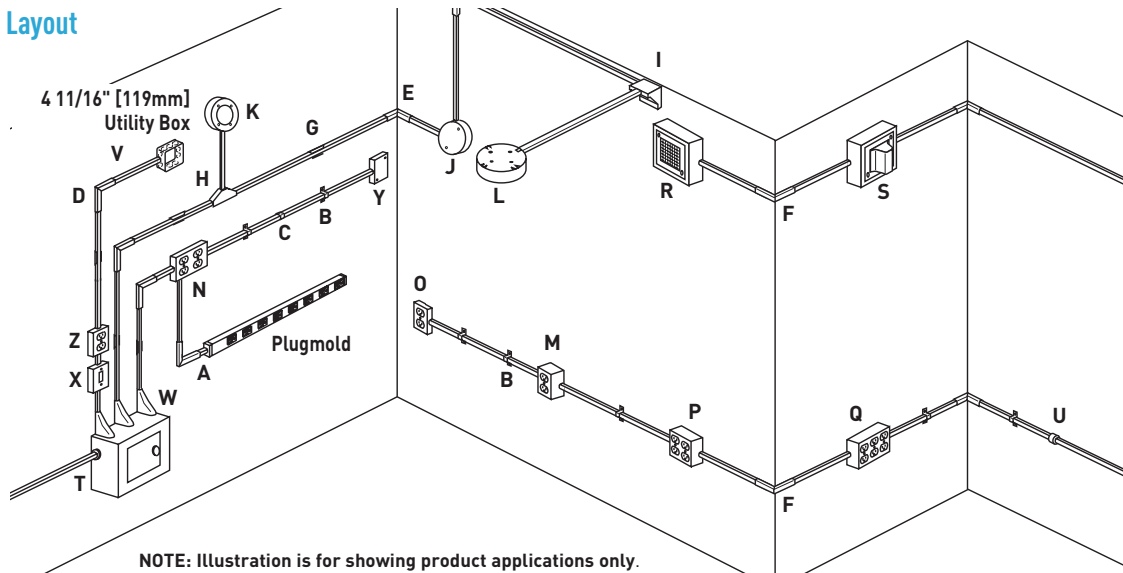
One-piece, single-channel raceway. Easy-to-install and ideal for basic power or communication/low voltage installations. Provides low profile appearance that blends with any decor.

## CODE REFERENCE

**cULus Listed Raceway:**  
File E4376 Guide RJBT.

**Fittings:**  
File E41751 Guide RJPR.  
Meets Article 386 of NEC.  
Meets Section 12-1600 of CEC.

## System Layout



## KEY

- |                           |                                       |   |                                      |
|---------------------------|---------------------------------------|---|--------------------------------------|
| A. 2089E Reducing Fitting | I. 5719 Corner Box                    | P. 5748-2 Two-Gang Device Box             | V. 5785 Combination Connector        |
| B. 504 Mounting Strap     | J. 5734A Utility Box                  | Q. 5748-3 Three-Gang Device Box           | W. V5786 Adjustable Offset Connector |
| C. 506 Cover Clip         | K. 5738 Fixture Box Solid Base        | R. 5752 Alarm Device Box                  | X. 57240 Single Pole Switch and Box  |
| D. 511 Flat Elbow         | L. V5739 Fixture Box Solid Base       | S. 5753 Extra Deep Alarm Device Box       | Y. 57242 Utility Box                 |
| E. 517 Internal Elbow     | M. 5744 Extra Deep Device Box         | T. 5781 Box Connector                     | Z. 57243G Duplex Receptacle and Box  |
| F. 518 External Elbow     | N. 5747-2 Two-Gang Shallow Device Box | U. 5782 1/2" Trade Size Conduit Connector |                                      |
| G. 5703 Supporting Clip   | O. 5748S Shallow Device Box           |   |                                      |
| H. 5715 Tee               |                                       |   |                                      |

## COLOR OPTIONS



500° and 700° Series Raceway Part Numbers with a "V" prefix have an ivory finish. Part Numbers with a "WH" suffix have a white finish. Some Device Boxes used in safety applications are also available with a red painted finish.

**Custom color options are also available. Consult the factory for more information.**

# 500<sup>®</sup> & 700<sup>®</sup> SERIES RACEWAY

## 700 Series Wire Fill Capacities For Communications

	CABLE/WIRE SIZE	O.D. (APPROX. DIA.)		40% FILL
		Inches	[mm]	
UNSHIELDED TWISTED PAIR	4-pair, 24 AWG, Cat 3	0.190	[4.8]	3
	4-pair, 24 AWG, Cat 5e	0.210	[5.3]	3
	4-pair, 24 AWG, Cat 6	0.250	[6.3]	2
	4-pair, 24 AWG, Cat 6a*	0.354	[9.0]	1
	25-pair, 24 AWG	0.410	[10.4]	0
COAXIAL	RG6/U	0.270	[6.9]	1
FIBER	ZipCord	0.118 x 0.236	[3 x 6]	3
	Round 4 Strand Fiber	0.187	[4.8]	3
	Round 6 Strand Fiber	0.256	[6.5]	2

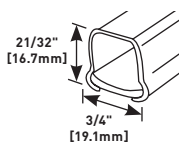
## 700 Series Wire Fill Capacities for Power

WIRE SIZE	O.D.		NO. OF CONDUCTORS 40% FILL
	Inches	[mm]	
THHN/THWN			
14 AWG	0.111	[2.8]	10
12 AWG	0.130	[3.3]	7
10 AWG	0.164	[4.2]	4

**NOTE:** For additional information, refer to the Technical Section.  
\* Category 6 augmented (6a) cable for 10 gigabit ethernet – max allowed cable diameter per addenda No. 11 ANSI TIA/EIA 568-B.2.

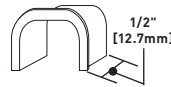
## 700 Series Raceways Ordering Information

### V700, 700WH One-Piece Raceway



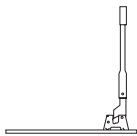
.040" [1.0mm] steel. Ivory finish. Available in 10' [3m] lengths, 100' [31m] per carton. One (1) 5701 Coupling furnished with each length.

### 702 Bushing



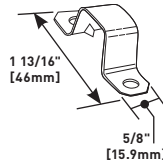
Protects wires from abrasion. Slips into open end of 700 Series Raceway.

### 607 700 Series Raceway Cutter



Single action portable cutter. Fast and easy square cuts.

### V704, 704WH Mounting Strap



**(One- or Two-Hole)** Converts to one-hole by breaking off at score. Lanced tab holds strap in place while fastening to surface.

### 607K Replacement Blades

Case hard steel replacement blades for 607 Raceway Cutter.

### V706, 706WH Connection Cover



Covers seam where two lengths of 700 Series Raceway come together.

**NOTE:** Use #8 flathead screws with all fittings requiring screws except V704. With V704, use #8 panhead screws.