

DESCRIPTION

The VT3 Series is a contemporary looking energy efficient industrial Vaportite fixture that features rugged and durable construction. The VT3 incorporates a full metal gear tray inside a reinforced fiberglass housing with a high impact diffuser. This Vaportite series is suitable for interior and exterior applications and can be surface or chain mounted.

The VT3 Series has been designed for maximum operation in commercial institutional and industrial environments where weathering, high temperature, humidity and dust or corrosive fumes are present.

SPECIFICATION FEATURES

Construction

Fiberglass housing is reinforced polyester and self-extinguishing (ASTM-D635-74) plastic of a permanent pearl gray color. Top of housing has five embossments (2' unit), nine embossments (4' unit) and thirteen embossments (8' unit), providing mounting flexibility on uneven surfaces. A watertite hub for 1/2" conduit entry is provided at each end of housing (standard) for continuous feed. Polyurethane gasketing is formed in the housing providing a continuous seamless seal for the diffuser. Six sturdy cam latches clamp diffuser tightly for a positive seal between housing, gasketing and diffuser.

Electrical*

Unit has full metal gear tray secured by internal fasteners and tethers providing maximum protection and rigidity. Ballasts are CBM/ETL Class "P" certified suitable to 70°F. (Cold temperature ballasts are available for less than 0°F starting with EHT (T5HO only), EB/PLUS and ER/PLUS ballasts). Rotor lock lampholders. Electrical components and fixture are UL/CUL listed for Wet Locations.** IP65 approved with optional IP67 rating (4' only) with 8 latches. NSF certified.

Shielding

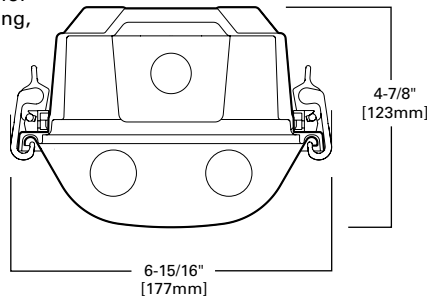
New contemporary styled lens clear acrylic w/impact resistant additives and linear prisms. "DR" - Clear low brightness pattern acrylic with 15% high impact additive. "DR-100" - Clear low brightness pattern acrylic with 100% high impact additive. Example: VT3-232DR-100.

Mounting

Surface mount fixture using two (2) galvanized brackets (included per 4' section). Optional chain mount hanging set or snap-on brackets are also available.

Compliance

Options to meet Buy American and other domestic preference requirements.



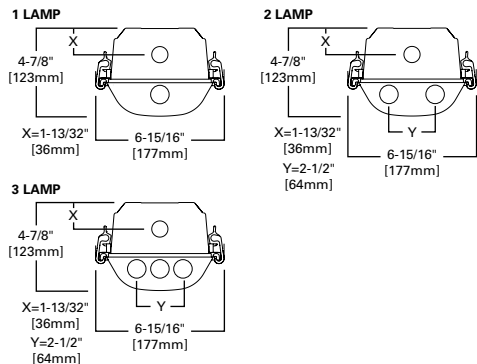
VT3
132
232
332
154T5
254T5
354T5

4' OR 8' INDUSTRIAL
1, 2 OR 3 LAMP

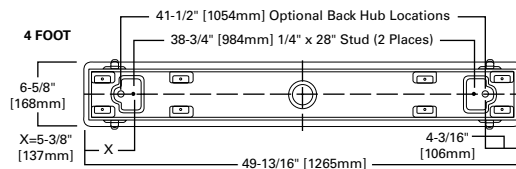
Vaportite Industrial



LAMP CONFIGURATIONS



MOUNTING DATA



ENERGY DATA

Input Watts:
EB Ballast & STD Lamps
132 (30)
232 (61)
154T5 (54)
254T5 (106)

Luminaire Efficacy Rating

LER = FL-73

Catalog Number: VT3-232 DR

Yearly Cost of 1000 lumens,
3000 hrs at .08 KWH = \$3.29

*Reference the lamp/ballast data in the Technical Section for specific lamp/ballast requirements.

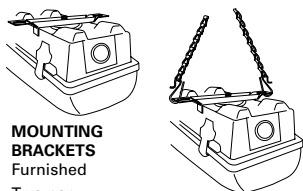
**Not Suitable for Wet Locations if EL4 Option is added. Consult Pre Sales Technical Support.

LAMPS CONTAIN MERCURY. DISPOSE ACCORDING TO LOCAL, STATE OR FEDERAL LAWS

LINEAR DISCONNECT

Safe and convenient means of disconnecting power.

INSTALLATION DATA



MOUNTING BRACKETS
Furnished

Two per 4' Unit
Four per 8' Unit

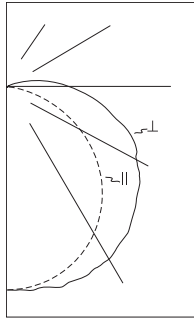
OPTIONAL CHAIN HANGING SET
(VT2-CHAIN/SET-U)
Includes 6 ft. of chain, 4 large S-Hooks and 4 small S-Hooks
Order Two (2) Kits for each 8' Fixture

Relative Light Output Factors

To accurately predict how luminaires will perform in cold temperatures, Cooper Lighting individually tested each configuration in the different ambient environments. The relative light output factor should be applied as an additional light loss factor component.

VT3 Series	-15°F (-26°C)	0°F (-18°C)	20°F (-6°C)	33°F (0°C)	50°F (10°C)
VT3-232	n/a	n/a	0.67	0.97	0.99
VT3-254	0.73	0.76	0.86	0.90	0.94
VT3-332	n/a	n/a	0.96	0.98	0.98
VT3-354	0.91	0.93	n/a	n/a	n/a

PHOTOMETRICS



VT3-232DR-UNV-EB81-WL-U

(1) Electronic Ballasts
 (2) 32WT8 lamps
 2850 lumens
 Spacing criterion:
 (H) 1.3 x mounting
 height, (L) 1.5 x
 mounting height
 Efficiency 77.4%

Test Report:
 LTL10864.IES

LER =FL72

Yearly Cost of 1000
 lumens, 3000 hrs at
 .08 KWH = \$3.34

Candela

Angle	Along H	45°	Across L
0	1103	1103	1103
5	1097	1108	1107
10	1083	1107	1106
15	1059	1091	1127
20	1025	1089	1113
25	983	1058	1098
30	932	1035	1088
35	870	991	1052
40	801	952	1024
45	725	892	971
50	640	831	920
55	548	753	878
60	451	683	814
65	352	611	771
70	251	550	698
75	155	471	592
80	77	367	513
85	28	290	427
90	6	217	342

Coefficients of Utilization

rc	Effective floor cavity reflectance																	
	80%			70%			50%			10%			0%					
rw	70	50	30	70	50	30	70	50	30	70	50	30	0					
RCR																		
0	91	91	91	91	89	89	89	89	84	84	84	79	79	79	75	75	75	73
1	82	78	74	70	79	75	72	69	71	68	66	67	65	63	64	62	60	58
2	74	67	61	56	71	65	60	55	61	57	53	58	54	51	55	52	49	47
3	67	58	52	46	65	57	51	46	54	49	44	51	47	43	49	45	42	40
4	61	51	44	39	59	50	43	38	48	42	37	45	40	36	43	39	35	33
5	56	45	38	32	54	44	37	32	42	36	31	40	34	30	38	33	30	28
6	51	40	33	28	49	39	32	27	37	31	27	36	30	26	34	29	26	24
7	47	36	29	24	45	35	28	23	33	27	23	32	27	23	30	26	22	20
8	43	32	25	20	42	31	25	20	30	24	20	29	23	19	27	23	19	17
9	40	29	22	17	38	28	22	17	27	21	17	26	20	17	25	20	16	15
10	37	26	20	15	36	26	19	15	24	19	15	23	18	15	22	18	14	13

Zonal Lumen Summary

Zone	Lumens	%Lamp	%Fixture
0-30	899	15.8	20.4
0-40	1512	26.5	34.3
0-60	2847	49.9	64.5
0-90	4169	73.1	94.5
0-180	4413	77.4	100.0

Luminaire Data

Angle in Deg	Average 0-Deg cd/sm	Average 45-Deg cd/sm	Average 90-Deg cd/sm
45	5519	7213	7212
55	5083	6756	7098
65	4347	6377	7074
75	3001	6097	6510
85	1349	5151	6092

ORDERING INFORMATION

SAMPLE NUMBER: VT3-232DR-UNV-EB81-WL-U

<p>Domestic Preferences⁽¹⁰⁾ [Blank]=Standard BAA=Buy American Act TAA=Trade Agreements Act</p> <p>Tandem Blank= 4' Length 8T=8' Length</p> <p>Series VT3=Vaportite (Gasketed Enclosure)</p> <p>Number of Lamps⁽³⁾ 1=1 Lamp 2=2 Lamps 3=3 Lamps (Lamps not included)</p> <p>Wattage (Length) 32=32W T8 (48") 28T5=28W T5 (48") 54T5=54W T5HO (48")⁽³⁾</p> <p>Lens DR=Internal Prismatic Lens/15% DR High Impact Additive (Standard) DR-50=50% High Impact Additive DR-100=100% High Impact Additive (Extreme)</p>	<p>Voltage⁽¹⁾ 120V=120 Volt 277V=277 Volt 347V=347 Volt UNV=Universal Voltage 120/277⁽²⁾ UNC=Universal Voltage 347/480⁽⁶⁾</p> <p>GL=Single Element Fuse GM=Double Element Fuse VT-REM=__ (specify battery)= Remote Emergency Enclosure⁽⁴⁾</p>	<p>Ballast Type⁽¹⁾ EB8__=T8 Electronic Start. Total Harmonic Distortion < 10% EB8_/PLUS= T8 Electronic Start. ⁽⁶⁾ Total Harmonic Distortion < 10%. High Ballast Factor > 1.13. ER8__=T8 Electronic Program Rapid Start. Total Harmonic Distortion < 10% ER8_/PLUS= T8 Electronic Program Rapid Start. Total Harmonic Distortion < 10%. High Ballast Factor > 1.15. EBT__=T5/T5HO Electronic Program Rapid Start. Total Harmonic Distortion < 10%. Standard Ballast Factor=1.0 EHT__=T5HO Linear Electronic ⁽³⁾ ⁽⁷⁾ Start High Ambient. Total Harmonic Distortion < 10%</p> <p>Number of Ballasts 1=1 Ballast 2=2 Ballasts</p>	<p>WL=Wet Location Label</p> <p>Options 8L=8 Latches (IP67 Rating), (4' only) TH=(2) Top Watertite Hubs⁽⁵⁾ TEH=(2) Top & (2) End Watertite Hubs (all Watertite Hubs have 1/2" Conduit Entry)⁽⁸⁾ BKS=(2) Snap-on Brackets for Chain or Surface Mount M4=Specular Reflector SSL=Stainless Steel Latches VRS=Vandal Resistant Screws for Latches GT4=Stock product only⁽⁸⁾</p> <p>Accessories (order separately)⁽¹¹⁾ VT2 Stem Bushing=1/2" - 3/8" (Required when using Stem/Sets, Requires (1) per (Stem/Set) VT2-Chain/Set-U=Chain Hanging Set Includes 6 ft. of chain, 4 large S-Hooks and 4 small S-Hooks. ⁽⁹⁾ VT2-SS-MBK=Stainless Steel Mounting Brackets. ⁽⁹⁾ VT3-BKS2-PK=(2) Snap-on Brackets for Surface or Chain Mount. Adjustable along length of fixture. VT3-4FT-M4 PK=4' Specular Interior Reflector Pack for VT3 (stock product)</p>	<p>Packaging U=Unit Pack PALC=Job Pack in Carton</p>
---	---	--	---	---

NOTES: ⁽¹⁾ Ballast type used only if ballast & voltage is chosen. ⁽²⁾ Not available when specifying emergency ballasts, voltage must be specific. ⁽³⁾ EHT2 ballasts are recommended for ambient temperatures above 102°F (40°C) 3 Lamp 54W T5HO configurations. ⁽⁴⁾ Rated for operation up to 30C. ⁽⁵⁾ Top Hub required when stem mounting. ⁽⁶⁾ 2/3 lamp ballast configurations in EB8/PLUS only for T8 UNC version. ⁽⁷⁾ Use EHT1 ballast in ambient temperatures below 0°F (-18°C) on 3 Lamp 54W T5HO configurations. ⁽⁸⁾ Example: VT3-232DR-UNV-EB81-WL-GT4-U. See stock guide online for stock items. ⁽⁹⁾ Order one (1) kit for 4ft. fixture, or two (2) kits for 8ft. fixture. ⁽¹⁰⁾ Only product configurations with these designated prefixes are built to be compliant with the Buy American Act of 1933 (BAA) or Trade Agreements Act of 1979 (TAA), respectively. Please refer to DOMESTIC PREFERENCES website for more information. Components shipped separately may be separately analyzed under domestic preference requirements. ⁽¹¹⁾ Accessories sold separately will be separately analyzed under domestic preference requirements. Consult factory for further information.

Specifications & dimensions subject to change without notice. Consult your Cooper Lighting Solutions Representative for availability and ordering information.

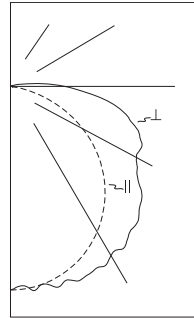


Cooper Lighting Solutions
 1121 Highway 74 South
 Peachtree City, GA 30269
 P: 770-486-4800
 www.cooperlighting.com

© 2021 Cooper Lighting Solutions
 All Rights Reserved.
 Specifications and dimensions
 subject to change without notice.

ADF071376
 2015-10-15 17:16:13

PHOTOMETRICS



VT3-254T5DR-UNV-EHT1-WL-U

(1) Electronic Ballasts
 (2) 54W T5 lamps
 4400 lumens
 Spacing criterion:
 (H) 1.2 x mounting
 height, (L) 1.5 x
 mounting height
 Efficiency 69.7%

Test Report:
 LTL10777.IES

LER =FL59

Yearly Cost of 1000
 lumens, 3000 hrs
 at .08 KWH = \$4.05

Candela

Angle	Along H	45°	Across
0	1546	1546	1546
5	1540	1525	1533
10	1519	1548	1525
15	1483	1514	1546
20	1436	1509	1566
25	1375	1487	1530
30	1300	1446	1509
35	1215	1396	1502
40	1118	1315	1425
45	1012	1267	1384
50	896	1174	1308
55	770	1081	1179
60	634	954	1107
65	496	827	1101
70	352	771	1044
75	219	704	936
80	113	578	807
85	47	432	614
90	13	285	431

Coefficients of Utilization

rc	Effective floor cavity reflectance																	
	80%			70%			50%			10%			0%					
rw	70	50	30	70	50	30	70	50	30	70	50	30	0					
RCR																		
0	82	82	82	82	80	80	80	80	76	76	76	72	72	72	69	69	69	67
1	74	70	66	63	72	68	65	62	65	62	59	61	59	57	58	57	55	53
2	66	60	55	50	64	58	54	49	55	51	48	53	49	46	50	47	45	43
3	60	52	46	41	58	51	45	41	49	44	40	46	42	39	44	41	38	36
4	55	46	40	35	53	45	39	34	43	38	33	41	36	33	39	35	32	30
5	50	40	34	29	48	40	33	29	38	32	28	36	31	27	34	30	27	25
6	46	36	29	25	44	35	29	24	34	28	24	32	27	24	31	26	23	22
7	42	32	26	21	41	32	25	21	30	25	21	29	24	20	28	23	20	18
8	39	29	23	18	38	28	22	18	27	22	18	26	21	17	25	20	17	16
9	36	26	20	16	35	25	19	15	24	19	15	23	18	15	22	18	15	13
10	33	23	18	14	32	23	17	14	22	17	13	21	17	13	20	16	13	12

Zonal Lumen Summary

Zone	Lumens	%Lamp	%Fixture
0-30	1253	14.2	20.4
0-40	2112	24.0	34.4
0-60	3985	45.3	64.9
0-90	5908	67.1	96.3
0-180	6137	69.7	100.0

Luminaire Data

Angle in Deg	Average 0-Deg cd/sm	Average 45-Deg cd/sm	Average 90-Deg cd/sm
45	7704	10245	10279
55	7142	9700	9531
65	6126	8631	10102
75	4240	9114	10293
85	2265	7674	8760