

## FEATURES & SPECIFICATIONS

### PRODUCT OVERVIEW

Ideal for entrances, stairwells, corridors and other pedestrian areas.

### CONSTRUCTION

Finish is dark bronze.

WC: Rugged, corrosion-resistant, die-cast aluminum back housing and hinged door frame. Four 1/2" conduit hubs.

W: Cast aluminum backplate with a polycarbonate cover. Designed for wall mounting and includes two 3/4" knockouts for routing electrical conduit.

### ELECTRICAL SYSTEM

Medium-base lamp included.

WC: Quad-tap, high-reactance, high power factor ballast.

W: 120V, normal power factor ballast.

### LISTINGS

Listed and labeled to UL standards for wet locations.

Listed and labeled to CSA standards.

25°C maximum ambient temperature.

### WARRANTY

Fixtures are covered by Lithonia Lighting 24-month warranty against mechanical defects in manufacture.

Note: Specifications subject to change without notice.

Catalog Number
Notes
Type

Contractor Select

# Building Mounted

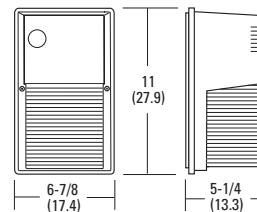
70 - 100W



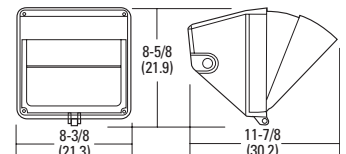
W70



WC100



W70



WC100

### ORDERING INFORMATION

Catalog Number	UPC	Description	Wattage	Lamp Source	Voltage	Finish	Photocell Included	Lamp Included	Weight (lbs.)	Pallet Qty.	Standard Carton Qty.
W70SPL 120 M6	745973505571	Non-cutoff	70	HPS	120	Dark Bronze	Y	Y	5	144	6
WC100ML M4	745974487302	Cutoff	100	MH	120/208/240/277	Dark Bronze	N	Y	10	80	4

## Building-Mounted Lighting High Pressure Sodium and Metal Halide

---

## FEATURES & SPECIFICATIONS

### PRODUCT OVERVIEW

Ideal for entrances, stairwells, corridors and other pedestrian areas.

### CONSTRUCTION

Finish is dark bronze.

WC: Rugged, corrosion-resistant, die-cast aluminum back housing and hinged door frame. Four 1/2" conduit hubs.

W: Cast aluminum backplate with a polycarbonate cover. Designed for wall mounting and includes two 3/4" knockouts for routing electrical conduit.

### ELECTRICAL SYSTEM

Medium-base lamp included.

WC: Quad-tap, high-reactance, high power factor ballast.

W: 120V, normal power factor ballast.

### LISTINGS

Listed and labeled to UL standards for wet locations.

Listed and labeled to CSA standards.

25°C maximum ambient temperature.

### WARRANTY

Fixtures are covered by Lithonia Lighting 24-month warranty against mechanical defects in manufacture.

Note: Specifications subject to change without notice.

Catalog Number
Notes
Type

Contractor Select

# Building Mounted

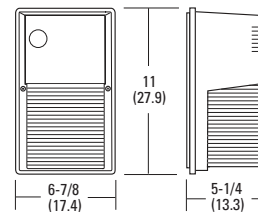
70 - 100W



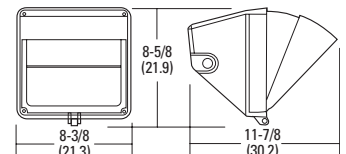
W70



WC100



W70



WC100

### ORDERING INFORMATION

Catalog Number	UPC	Description	Wattage	Lamp Source	Voltage	Finish	Photocell Included	Lamp Included	Weight (lbs.)	Pallet Qty.	Standard Carton Qty.
W70SPL 120 M6	745973505571	Non-cutoff	70	HPS	120	Dark Bronze	Y	Y	5	144	6
WC100ML M4	745974487302	Cutoff	100	MH	120/208/240/277	Dark Bronze	N	Y	10	80	4

## Building-Mounted Lighting High Pressure Sodium and Metal Halide

---