

DESCRIPTION

The Lumark Warrior offers a variety of lamp and mounting options in metal halide, and can be installed, lamped and serviced with the most basic tools. U.L. listed and labeled for wet locations. CSA certified. The Warrior is the ideal floodlight for many area outdoor lighting situations, including parking lots, construction and storage sites, rail yards, light industrial locations, marinas and service areas.

Catalog #		Type
Project		
Comments		Date
Prepared by		

SPECIFICATION FEATURES

Construction

RETAINING SCREWS: Corrosion-resistant captive retaining screws.
HOUSING: Weather-resistant, die-cast aluminum housing with integral door hinges is finished in dark bronze polyester powder coat. **HOUSING DOOR:** Watertight die-cast aluminum housing door is finished in dark bronze polyester powder coat. Cast ridge for water tight seal against gasketing.
GASKET: Full circumference, high-temperature foam-in-place silicone gasketing seals out external contaminants.

Electrical

SOCKET: Mogul-base porcelain socket. **BALLAST:** High power factor ballast with class H insulation. Minimum starting temperature is -30°C (-20°F).

Optical

REFLECTOR: Specular aluminum reflector delivers sharp beam cutoff. **LENS:** Clear tempered-glass lens is heat and impact-resistant.

Mounting

Variable mountings of either 3/16" galvanized steel trunnion (shown below) or integral die-cast aluminum slipfitter (shown in photo to right). Slipfitter fits 2 3/8" - 3" O.D. tenon. Heavy-duty steel yoke provides flexibility in mounting and aiming from a variety of surfaces.

Efficiency Standards Notice
 Select luminaires are manufactured to USA and California efficiency regulations.



WR WARRIOR

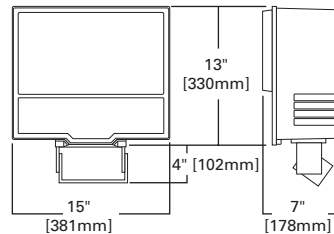
250 - 400W

Pulse Start Metal Halide

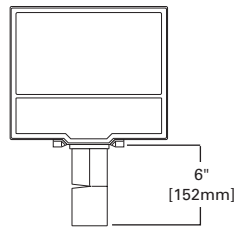
SLIPFITTER-, TRUNNION- OR
YOKE-MOUNTED FLOODLIGHT

DIMENSIONS

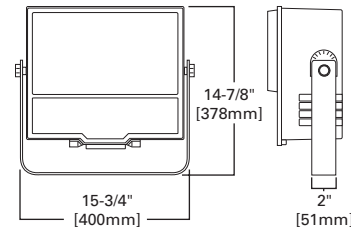
TRUNNION MOUNT



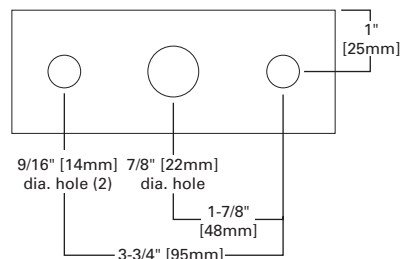
SLIPFITTER MOUNT



YOKE MOUNT



TRUNNION YOKE MOUNT DRILL PATTERN



TECHNICAL DATA

U.L. Wet Location Listed
 CSA Certified
 25°C Maximum Ambient Temperature
 External Supply Wiring 90°C Minimum
 Internal Supply Wiring 150°C Minimum
 EISA Compliant ©

ENERGY DATA

CWI Ballast Input Watts
 250W HPS HPF (300 Watts)
CWA Ballast Input Watts
 250W MP HPF (283 Watts) ©
 400W HPS HPF (465 Watts)
 400W MP HPF (452 Watts) ©

EPA

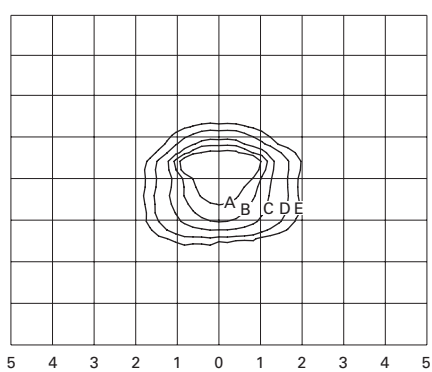
Effective Projected Area: 1.3 @ 45°

SHIPPING DATA

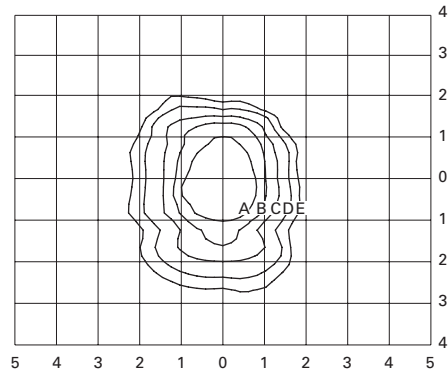
Approximate Net Weight:
 35 lbs. (16 kgs.)



PHOTOMETRICS



MPWR-65S-250
250—Watt MP
22,000—Lumen Clear Lamp



MPWR-65S-400
400—Watt MP
42,000—Lumen Clear Lamp

Footcandle Table

Select mounting height and read across for footcandle values of each isofootcandle line. Distance in units of mounting height.

Mounting Height	Footcandle Values for Isofootcandle Lines				
	A	B	C	D	E
20'	4.50	2.25	1.13	0.56	0.23
25'	2.88	1.44	0.72	0.36	0.14
30'	2.00	1.00	0.50	0.20	0.10

ORDERING INFORMATION

Sample Number: MPWR-65-S-250-120V

Lamp Type ¹	Product Family	Distribution	Mounting	Lamp Wattage	Voltage
MP=Pulse Start Metal Halide	WR=Warrior	65=6H x 5V Beam Spread	S=Slipfitter T=Trunnion Y=Yoke	250=250W 400=400W	120V=120V 208V=208V 240V=240V 277V=277V 347V=347V 480V=480V MT=Multi-Tap Wired 277V TT=Triple-Tap Wired 347V
Options (Add as Suffix)			Accessories (Order Separately)		
F1=Single Fuse (120, 277 or 347V only) F2=Double Fuse (208, 240 or 480V only) Q=Quartz Restrike (Hot Strike Only) EM=Quartz Restrike with "Delay Relay" (Quartz lamp strikes at both hot and cold starts) EM/SC=Emergency Separate Circuit LL=Lamp Included PER=NEMA Twistlock Photocontrol Receptacle PC=Button Type Photocontrol ² C23=3' of 12-3 Cord, Prewired (Specify Single Voltage) C42=2' of 14-3 Cord, Prewired (Specify Single Voltage) C43=3' of 14-3 Cord, Prewired (Specify Single Voltage) C63=3' of 16-3 Cord, Prewired (Specify Single Voltage)			TYSXX=Trunnion or Yoke Slipfitter for 2-3/8", 3", or 3-1/2" O.D. Tenon WG/WR=Wireguard VG/WR=Vandal Shield RABXX=Right Angle Pipe Bracket for Slipfitter SAB-XX=Steel Angle Bracket for Trunnion TV/WR-XX=Top Visor OA/RA1013=Photocontrol Shorting Cap OA/RA1014=NEMA Photocontrol 120V OA/RA1016=NEMA Photocontrol - Multi-Tap OA/RA1027=NEMA Photocontrol 480V OA/RA1201=NEMA Photocontrol 347V		

NOTES:
 1. Consult an Cooper Lighting Solutions representative for lamp/ballast type/voltage compatibility.
 2. PC option not available with trunnion or yoke mount.

STOCK SAMPLE NUMBER (LAMP INCLUDED)

Sample Number: XP40

Product Family ¹	Lamp Type	Lamp Wattage
X=Slipfitter W=Trunnion	P=Pulse Start Metal Halide	25=250W 40=400W

NOTES:
 1. Options not available with stock products. Order Accessories as separate items for field installation. Refer to standard ordering information to add options and accessories. 320W available in MP only. Refer to In-Stock Guide for availability.