



**Electrical Interlocking Bridge**


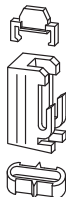
For Use with...	Pkg. Qty. ①	Catalog Number
XTCE007B–XTCE015B	20	<b>XTCEXLBB</b>

**Star-Delta (Wye-Delta) Bridge**



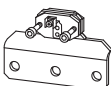
For Use with...	Pkg. Qty. ①	Catalog Number
<b>XTCEXSDB</b>		
		
<b>XTCEXSDB_</b>		
		
XTCE007B–XTCE015B	20	<b>XTCEXSDBB</b> ②
XTCE080F–XTCE170G	1	<b>XTCEXSDBG</b>
XTCE185L–XTCE400M	1	<b>XTCEXSDB400</b>
XTCE500M	1	<b>XTCEXSDB500</b>

Component part of star-delta link kit (XTCEXSDL\_). Commons the three phases on the line side of shorting contactor.

**Connector**


For Use with...	Pkg. Qty. ①	Catalog Number
<b>XTCEXCNC</b>		
		
<b>XTCEXCNG</b>		
		
XTCE007B–XTCE032C	50	<b>XTCEXCNC</b>
XTCE040D–XTCE170G	10	<b>XTCEXCNG</b>

**Parallel Link** ④⑤⑥

For Use with...	Pkg. Qty. ①	Catalog Number
<b>XTCEXPLKB</b>		
		
<b>XTCEXPLK_</b>		
		
<b>XTCEXPLKL185</b>		
		
XTCE007B–XTCE015B	5	<b>XTCEXPLKB</b>
XTCE018C–XTCE032C	5	<b>XTCEXPLKC</b>
XTCE040D–XTCE072D	1	<b>XTCEXPLKD</b>
XTCE080F–XTCE170G	1	<b>XTCEXPLKG</b>
XTCE185L	1	<b>XTCEXPLKL185</b>


For using one contactor per phase. Each package comes with two links for line: load.

**Terminal Lug Assembly**

For Use with...	Pkg. Qty. ①	Catalog Number
<b>XTCEXTLA400</b>		
		
XTCE185–XTCE225H	1	<b>XTCEXTLA225A</b>
XTCS250L–XTCS400M, XTCE250L_–XTCE400M_	2	<b>XTCEXTLA400</b>

For connection of: round conductor, flexible and stranded, flat strip conductor, with control circuit terminal. See **Page V5-T1-97** for terminal capacities.

**Contactor Labels**

For Use with...	Pkg. Qty. ①	Catalog Number
<b>XGKE-GE</b>		
		
XTC...	25	<b>XGKE-GE</b> ②



**Notes**

- ① Orders must be placed in multiples of package quantity listed.
- ② Frame B is toolless connection type.
- ③ For mechanically arranging contactors in combinations. Distance between contactors is 0 mm.
- ④ Fourth pole can be broken off: four-pole:  $I_{th} = 60A$ ; three-pole:  $I_{th} = 50A$ .
- ⑤ AC-1 current carrying capacity of the contactor increases by a factor of 2.5. For XTCEXPLKL185, one shroud is included for protection against accidental contact.
- ⑥ Protected against accidental contact in accordance with IEC 536.
- ⑦ Quantity 1 equals one sheet. One sheet contains 240 labels.

**Electrical Interlocking Bridge**


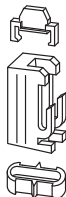
For Use with...	Pkg. Qty. ①	Catalog Number
XTCE007B–XTCE015B	20	<b>XTCEXLBB</b>

**Star-Delta (Wye-Delta) Bridge**



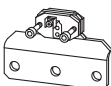
For Use with...	Pkg. Qty. ①	Catalog Number
<b>XTCEXSDB</b>		
		
<b>XTCEXSDB_</b>		
		
XTCE007B–XTCE015B	20	<b>XTCEXSDBB</b> ②
XTCE080F–XTCE170G	1	<b>XTCEXSDBG</b>
XTCE185L–XTCE400M	1	<b>XTCEXSDB400</b>
XTCE500M	1	<b>XTCEXSDB500</b>

Component part of star-delta link kit (XTCEXSDL\_). Commons the three phases on the line side of shorting contactor.

**Connector**


For Use with...	Pkg. Qty. ①	Catalog Number
<b>XTCEXCNC</b>		
		
<b>XTCEXCNG</b>		
		
XTCE007B–XTCE032C	50	<b>XTCEXCNC</b>
XTCE040D–XTCE170G	10	<b>XTCEXCNG</b>

**Parallel Link** ④⑤⑥

For Use with...	Pkg. Qty. ①	Catalog Number
<b>XTCEXPLKB</b>		
		
<b>XTCEXPLK_</b>		
		
<b>XTCEXPLKL185</b>		
		
XTCE007B–XTCE015B	5	<b>XTCEXPLKB</b>
XTCE018C–XTCE032C	5	<b>XTCEXPLKC</b>
XTCE040D–XTCE072D	1	<b>XTCEXPLKD</b>
XTCE080F–XTCE170G	1	<b>XTCEXPLKG</b>
XTCE185L	1	<b>XTCEXPLKL185</b>


For using one contactor per phase. Each package comes with two links for line: load.

**Terminal Lug Assembly**

For Use with...	Pkg. Qty. ①	Catalog Number
<b>XTCEXTLA400</b>		
		
XTCE185–XTCE225H	1	<b>XTCEXTLA225A</b>
XTCS250L–XTCS400M, XTCE250L_–XTCE400M_	2	<b>XTCEXTLA400</b>

For connection of: round conductor, flexible and stranded, flat strip conductor, with control circuit terminal. See **Page V5-T1-97** for terminal capacities.

**Contactor Labels**

For Use with...	Pkg. Qty. ①	Catalog Number
<b>XGKE-GE</b>		
		
XTC...	25	<b>XGKE-GE</b> ②

**Notes**

- ① Orders must be placed in multiples of package quantity listed.
- ② Frame B is toolless connection type.
- ③ For mechanically arranging contactors in combinations. Distance between contactors is 0 mm.
- ④ Fourth pole can be broken off: four-pole:  $I_{th} = 60A$ ; three-pole:  $I_{th} = 50A$ .
- ⑤ AC-1 current carrying capacity of the contactor increases by a factor of 2.5. For XTCEXPLKL185, one shroud is included for protection against accidental contact.
- ⑥ Protected against accidental contact in accordance with IEC 536.
- ⑦ Quantity 1 equals one sheet. One sheet contains 240 labels.