

RC Suppressor ^{①②}

XTMCXRS_

XTRM Relay with
Installed Suppressor**RC Suppressor for XTRM** ^③

Voltage	For Use with...	Circuit Symbol	Pkg. Qty. ^④	Catalog Number
24–48	XTRM6A_ XTRM9A_		10	XTMCXRSW
48–130	XTRM6A_ XTRM9A_		10	XTMCXRSA
110–250	XTRM6A_ XTRM9A_		10	XTMCXRSB

Free-Wheel Diode Suppressor



In addition to the built-in suppressor circuit for DC actuated contactors. Prevents negative breaking voltage when contactors are used in combination with a safety PLC.

XTCEXVSLBB



**Free-Wheel Diode Suppressor for XTRE**

Voltage	For Use with...	Pkg. Qty. ^④	Catalog Number
130–240	XTRE10B	10	XTCEXVSLBB

Connector ^⑤**Connector**

	For Use with...	Pkg. Qty. ^④	Catalog Number
XTCEXCNC	XTRE(C)10B	50	XTCEXCNC
			
XTMCXCNC	XTRM10A	50	XTMCXCNC
			

Mechanical Interlock ^⑥**Mechanical Interlock**

	For Use with...	Pkg. Qty. ^④	Catalog Number
XTCEXMLB	XTRE10B_	5	XTCEXMLB
			
XTMCXML	XTRM10A_	5	XTMCXML
			



Notes

- ① Note dropout delay.
- ② For AC operated contactors, 50/60 Hz. DC operated contactors have an integrated suppressor.
- ③ For AC operated contactors, 50/60 Hz. Note dropout delay.
- ④ Orders must be placed in multiples of package quantity listed.
- ⑤ For mechanically arranging contactors in combinations. Distance between contactors is 0 mm.
- ⑥ For two contactors with AC or DC operated magnet system that are horizontally or vertically mounted.
For Frame B, mechanical lifespan is 2.5×10^6 operations and the distance between contactors is 0 mm.

RC Suppressor ^{①②}

XTMCXRS_

XTRM Relay with
Installed Suppressor**RC Suppressor for XTRM** ^③

Voltage	For Use with...	Circuit Symbol	Pkg. Qty. ^④	Catalog Number
24–48	XTRM6A_ XTRM9A_	A1 	10	XTMCXRSW
48–130	XTRM6A_ XTRM9A_	A2 	10	XTMCXRSA
110–250	XTRM6A_ XTRM9A_		10	XTMCXRSB

Free-Wheel Diode Suppressor



In addition to the built-in suppressor circuit for DC actuated contactors. Prevents negative breaking voltage when contactors are used in combination with a safety PLC.

XTCEXVSLBB



**Free-Wheel Diode Suppressor for XTRE**

Voltage	For Use with...	Pkg. Qty. ^④	Catalog Number
130–240	XTRE10B	10	XTCEXVSLBB

Connector ^⑤**Connector**

	For Use with...	Pkg. Qty. ^④	Catalog Number
XTCEXCNC	XTRE(C)10B	50	XTCEXCNC
			
XTMCXCNC	XTRM10A	50	XTMCXCNC
			

Mechanical Interlock ^⑥**Mechanical Interlock**

	For Use with...	Pkg. Qty. ^④	Catalog Number
XTCEXMLB	XTRE10B_	5	XTCEXMLB
			
XTMCXML	XTRM10A_	5	XTMCXML
			

Notes

- ① Note dropout delay.
- ② For AC operated contactors, 50/60 Hz. DC operated contactors have an integrated suppressor.
- ③ For AC operated contactors, 50/60 Hz. Note dropout delay.
- ④ Orders must be placed in multiples of package quantity listed.
- ⑤ For mechanically arranging contactors in combinations. Distance between contactors is 0 mm.
- ⑥ For two contactors with AC or DC operated magnet system that are horizontally or vertically mounted.
For Frame B, mechanical lifespan is 2.5×10^6 operations and the distance between contactors is 0 mm.