



# ELLIOTT ELECTRIC SUPPLY

We Deliver...Lower Cost, Quality Products, & Personal Service

3804 South Street  
75964-7263, TX Nacogdoches  
Phone: 936-569-7941  
Fax: 936-560-4685



## YA29 250 Compression Lug -1/2" Stud Hole

*Burndy LLC*

Catalog Number	YA29
Manufacturer	Burndy LLC
Description	Compression Terminal, Electro-Tin Plated Copper Material; Yellow Color; 3.26 Inch Overall Length; 1.62 Inch Barrel Length; Copper Conductor Material; UI 468A/B, Csa Approval; 600 Volt to 35 Kilovolt Voltage Rating
Weight per unit	N/A
Product Category	Large Terminals & Connectors

### Features

Barrel Length	1.62 INCH
Barrel Type	LONG, STRAIGHT
Conductor Size	250 KCMIL STRANDED
Die Index	16 OZ
Material	ELECTROLYTIC TIN PLATED SEAMLESS COPPER
Number of Pad Holes	1 PH
Pad Size	1.11 INCH W X 0.16 INCH THK
Stud Size	1/2 INCH
Voltage Rating	600 Volt to 35 Kilovolt

### Material, Color, and Finish

Color	YELLOW
Conductor Material	Copper

### Dimensions and Weight

Overall Length	3.26 INCH
----------------	-----------

### Descriptions

Additional Information	UNINSULATED
Commodity Description	Solderless Connectors - Large Terminals & Connectors
Description	250 COMPRESSION LUG -1/2" STUD HOLE
Long Description	COMPRESSION TERMINAL, ELECTRO-TIN PLATED COPPER MATERIAL; YELLOW COLOR; 3.26 INCH OVERALL LENGTH; 1.62 INCH BARREL LENGTH; COPPER CONDUCTOR MATERIAL; UL 468A/B, CSA APPROVAL; 600 VOLT TO 35 KILOVOLT VOLTAGE RATING
Product Type	Compression Terminal

### Manufacturer Information

Brand	BURNDY
GTIN	00781810504055
Manufacturers Part Number	YA29
Model	YA
UPC	781810504055



# ELLIOTT ELECTRIC SUPPLY

We Deliver...Lower Cost, Quality Products, & Personal Service

3804 South Street  
75964-7263, TX Nacogdoches  
Phone: 936-569-7941  
Fax: 936-560-4685

## Taxonomies, Classifications, and Categories

Category Description ..... Comp & Mech Lugs and Butt Splices .....

## Packaging

Carton ..... 1 .....

Package ..... 10 .....

Weight Per each ..... 0 .....

## Uses, Certifications, and Standards

Approval ..... UL 486-A, UL 486-B, CSA .....

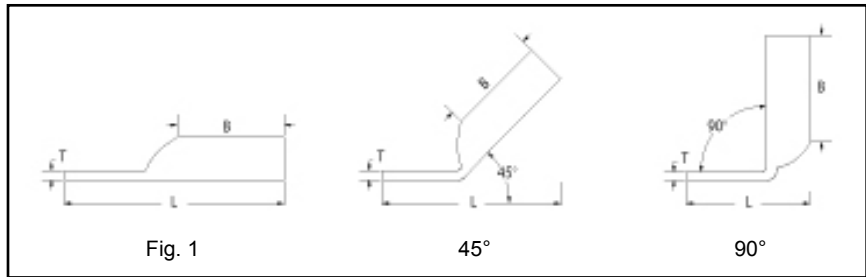
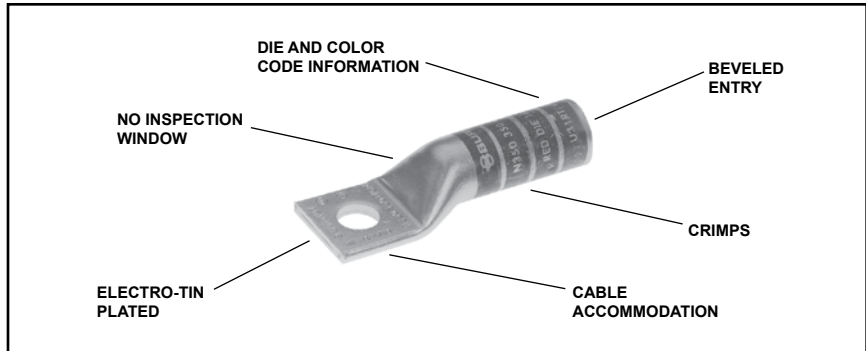
**ONE HOLE HYLUG™  
CODE CONDUCTOR  
LONG BARREL**

**TYPES YA, YA-TC**

**UNINSULATED COPPER  
COMPRESSION TERMINAL**

UL Listed 90° C,  
600 Volts to 35kV ◆

45° and 90° angles are available.  
Please contact Customer Service to  
order: 1-800-346-4175



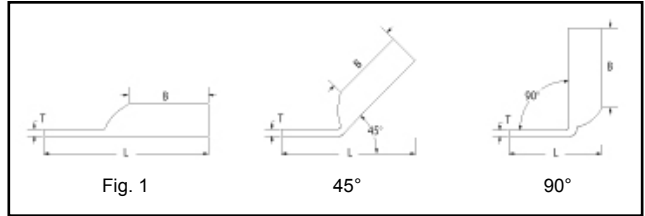
C-27

Catalog Number	Fig #	Conductor		Stud Hole Size	Tongue Width	Figure Dimensions			Dieless (# of crimps)	Installation Tooling			Color Code	Die Index	Wire Strip Length
		AWG	MM²			(B)	(T)	(L)		Mechanical	Hydraulic				
											MD6, OUR840, MD7-34R	BCT500HS, Y500CTHS			
YA8CTC10	1	#8 AWG #8 Weld 37/24 #6 Sol #8 Sol	† 10	#10	0.41"	0.81"	0.08"	1.57"	MRC840 (2) MY29-3 (2) MY29-11 (2) Y8MBR-1 (1) Y1MRTC (2) Y81KFT (1)	W8CVT (2) W8CRT (2) X8CRT (2)	W8CVT (2) W8CRT (2) X8CRT (2)	U8CRT (2)	Red	49	7/8"
YA8CTC14				1/4"	0.44"	0.81"	0.08"	1.69"	Y81KFTMBH (1) PAT81KFT-18V (1)						
YA8CTC38				3/8"	0.58"	0.81"	0.06"	1.88"							
YA6CTC8	1	#6 AWG	—	#8	0.42"	1.12"	0.09"	1.83"	Y1MRTC (2) MRC840 (2) MY29-3 (2) MY29-11 (2) Y644HSXT (1) Y81KFT (1) Y81KFTMBH (1) PAT81KFT-18V (1)	W5CVT (2) W5CRT (2) X5CRT (2) X8CART (2)	W5CVT (2) W5CRT (2) X5CRT (2) X8CART (2)	U5CRT (2) U8CABT (2)	Blue	7 or 374	1-3/16"
YA6CTC10				#10	0.42"	1.12"	0.09"	1.89"							
YA6C				1/4"	0.41"	1.12"	0.09"	1.81"							
YA6CN				1/2"	0.83"	1.12"	0.12"	2.64"							
YA6CTC516				5/16"	0.52"	1.12"	0.07"	2.08"							
YA6CTC38				3/8"	0.58"	1.12"	0.06"	2.21"							
YA5C	1	#5 AWG	—	1/4"	0.44"	1.12"	0.07"	1.98"	W5CVT (2) W5CRT (2) X5CRT (2)	W5CVT (2) W5CRT (2) X5CRT (2)	U5CRT (2)	Blue	7 or 374	1-3/16"	
YA5CN				1/2"	0.83"	1.12"	0.12"	2.67"							
YA4CTC10	1	#4 AWG	—	#10	0.50"	1.12"	0.09"	1.94"	W4CVT (2) W4CRT (2) X4CRT (2)	W4CVT (2) W4CRT (2) X4CRT (2)	U4CRT (2) U6CABT (2)	Gray	8 or 346	1-3/16"	
YA4C				1/4"	0.50"	1.12"	0.09"	1.87"							

\* Use PUADP-1 adapter with U dies in Y46 HYPRESS™ † The MM² conductor size listed is for Class 2 and Class 5 conductor  
 \*\* P-RT die sets for use in Y46 HYPRESS™ only, PUADP-1 adapter not required ▲ See tooling section of this catalog for complete tool and die listings. Use ONLY color coded die recommendations for -FX connectors. For nest/indenter system contact factory  
 \*\*\* The MM² conductor sizes listed are the recommendations for Class 2 conductor • Available undrilled. Add suffix U to catalog number (example: YA25U)  
 ◆ For applications greater than 2000 Volts consult cable manufacturer for voltage stress relief instructions  
 Note: All dimensions shown are for reference only

Blue highlighted items are industry standard and most frequently ordered.

**ONE HOLE HYLUG™  
CODE CONDUCTOR  
LONG BARREL  
(Continued)**



UL Listed 90° C,  
600 Volts to 35kV ♦

45° and 90° angles are available. Please  
contact Customer Service to order:  
1-800-346-4175



C-29

Catalog Number	Fig #	Conductor		Stud Hole Size	Tongue Width	Figure Dimensions			Dieless (# of crimps)	Installation Tooling					Wire Strip Length
		AWG	*** MM <sup>2</sup>			(B)	(T)	(L)		Mechanical	Hydraulic		Color Code	Die Index	
											MD6, OUR840, MD7-34R	BCT500HS, Y500CTHS			
<b>YA26TC14</b>	1	2/0 AWG	70	1/4"	0.83	1.50	0.12	2.58	MRC840 (4) MY29-3 (2) MY29-11 (2) Y644HSXT (1) Y81KFT (2) Y81KFTMBH (2) PAT81KFT-18V (2)	W26VT (4) W26RT (4) X26RT (4)	W26VT (4) W26RT (4) X26RT (4)	U26RT (2)	Black	13	1-9/16"
<b>YA26TC516</b>				5/16"	0.83	1.50	0.12	2.65							
<b>YA26</b>				3/8"	0.83"	1.50"	0.12"	2.77"							
<b>YA26N</b>				1/2"	0.83"	1.50"	0.12"	3.21"							
<b>YA27</b>	1	3/0 AWG	—	1/2"	0.91"	1.50"	0.13"	3.06"	W27VT (4) W27RT (4) X27RT (6)	W27VT (4) W27RT (4) X27RT (6)	U27RT (2)	Orange	14	1-9/16"	
<b>YA28TC38</b>	1	4/0 AWG	—	3/8"	1.02"	1.62"	0.14"	2.98"							
<b>YA28</b>				1/2"	1.02"	1.62"	0.14"	3.23"							
<b>YA29</b>	1	250 kcmil	—	1/2"	1.11"	1.62"	0.16"	3.26"	W29VT (4) X29RT (8)	W29VT (4) W29RT (4) X29RT (8)	U29RT (2)	Yellow	16	1-11/16"	
<b>YA30</b>	1	300 kcmil	150	1/2"	1.20"	2.00"	0.16"	3.69"							
<b>YA30N</b>				1/2	1.20	2.00	0.16"	3.88							
<b>YA31</b>				1	350 kcmil	185	1/2"	1.29"	2.00"	0.18"	3.73"	W31VT (4)	W31VT (4) W31RT (4)	U31RT (4) U29ART (4)	Red
<b>YA32N</b>	1	400 kcmil	—	1/2"	1.40"	2.12"	0.19"	4.09"							
<b>YA32</b>				5/8"	1.40"	2.12"	0.19"	4.15"							
<b>YA33N</b>	1	450 kcmil	—	1/2"	1.48"	2.13"	0.21"	4.17"	W33VT (4)	W33VT (4) W33RT (4)	U33RT (4)	Gray	326 or 538	2-5/16"	
<b>YA33</b>				5/8"	1.48"	2.13"	0.21"	4.24"							
<b>YA34N</b>	1	500 kcmil	240	1/2"	1.55"	2.25"	0.23"	4.32"	W34VT (4)	W34VT (4) W34RT (4)	U34RT (4) U31ART (2)	Brown	20 or 299	2-5/16"	
<b>YA34</b>				5/8"	1.55"	2.25"	0.23"	4.39"							
<b>YA35N</b>	1	550 kcmil	—	1/2"	1.65"	2.63"	0.25"	4.73"	—	—	U35RT (4)	Yellow	21	2-11/16"	
<b>YA35</b>				5/8"	1.65"	2.63"	0.25"	4.79"							
<b>YA36N</b>	1	600 kcmil	300	1/2"	1.74"	2.69"	0.27"	4.83"	—	—	U36RT (4) U32ART (4)	Green	22 or 472	2-3/4"	
<b>YA36</b>				5/8"	1.74"	2.69"	0.27"	4.90"							

\* Use PUADP-1 adapter with U dies in Y46 HYPRESS™    ▲ See tooling section of this catalog for complete tool and die listings. Use ONLY color coded die recommendations for -FX connectors. For nest/indenter system contact factory

\*\* P-RT die sets for use in Y46 HYPRESS™ only, PUADP-1 adapter not required

\*\*\* The MM<sup>2</sup> conductor sizes listed are the recommendations for Class 2 conductor

• Available undrilled. Add suffix U to catalog number (example: YA25U)

♦ For applications greater than 2000 Volts consult cable manufacturer for voltage stress relief instructions

Note: All dimensions shown are for reference only

**Blue highlighted items are industry standard and most frequently ordered.**