



ELLIOTT ELECTRIC SUPPLY

We Deliver...Lower Cost, Quality Products, & Personal Service

3804 South Street
75964-7263, TX Nacogdoches
Phone: 936-569-7941
Fax: 936-560-4685



YA34 500 Compression Lug -1/2" Stud Holes

Burndy LLC

Catalog Number	YA34
Manufacturer	Burndy LLC
Description	Compression Terminal, Electro-Tin Plated Copper Material; Brown Color; 4.39 Inch Overall Length; 2.25 Inch Barrel Length; Copper Conductor Material; UI 468A/B, Csa Approval; 600 Volt to 35 Kilovolt Voltage Rating; 500 Kcmil Stranded Conductor Size
Weight per unit	N/A
Product Category	Large Terminals & Connectors

Features

Barrel Length	2.25 INCH
Barrel Type	LONG, STRAIGHT
Conductor Size	500 KCMIL STRANDED
Die Index	20/299
Material	ELECTROLYTIC TIN PLATED SEAMLESS COPPER
Number of Pad Holes	1 PH
Pad Size	1.55 INCH W X 0.23 INCH THK
Stud Size	5/8 INCH
Voltage Rating	600 Volt to 35 Kilovolt

Material, Color, and Finish

Color	BROWN
Conductor Material	Copper

Dimensions and Weight

Overall Length	4.39 INCH
----------------	-----------

Descriptions

Additional Information	UNINSULATED
Commodity Description	Solderless Connectors - Large Terminals & Connectors
Description	500 COMPRESSION LUG -1/2" STUD HOLES
Long Description	COMPRESSION TERMINAL, ELECTRO-TIN PLATED COPPER MATERIAL; BROWN COLOR; 4.39 INCH OVERALL LENGTH; 2.25 INCH BARREL LENGTH; COPPER CONDUCTOR MATERIAL; UL 468A/B, CSA APPROVAL; 600 VOLT TO 35 KILOVOLT VOLTAGE RATING; 500 KCMIL STRANDED CONDUCTOR SIZE
Product Type	Compression Terminal

Manufacturer Information

Brand	BURNDY
GTIN	00781810505755
Manufacturers Part Number	YA34
Model	YA
UPC	781810505755



ELLIOTT ELECTRIC SUPPLY

We Deliver...Lower Cost, Quality Products, & Personal Service

3804 South Street
75964-7263, TX Nacogdoches
Phone: 936-569-7941
Fax: 936-560-4685

Taxonomies, Classifications, and Categories

Category Description Comp & Mech Lugs and Butt Splices

Packaging

Carton 1

Package 6

Weight Per each 0

Uses, Certifications, and Standards

Approval UL, CSA

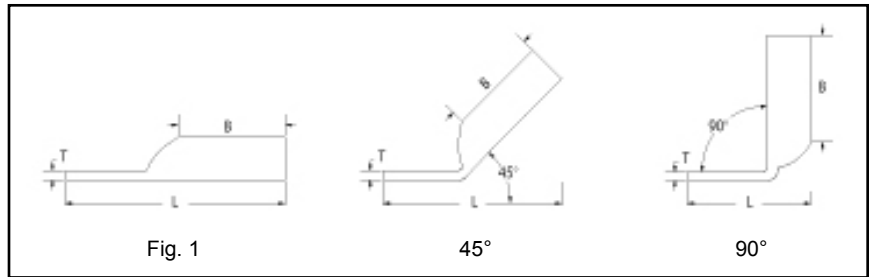
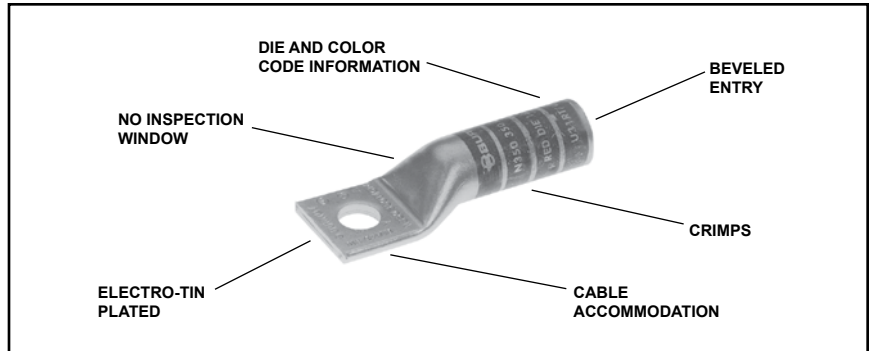
**ONE HOLE HYLUG™
CODE CONDUCTOR
LONG BARREL**

TYPES YA, YA-TC

**UNINSULATED COPPER
COMPRESSION TERMINAL**

UL Listed 90° C,
600 Volts to 35kV ◆

45° and 90° angles are available.
Please contact Customer Service to
order: 1-800-346-4175



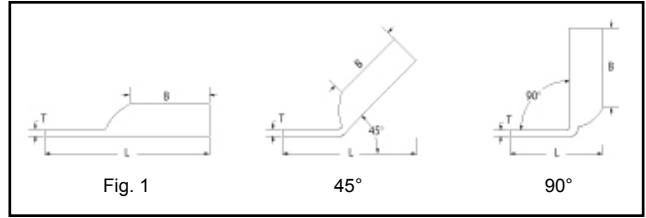
C-27

Catalog Number	Fig #	Conductor		Stud Hole Size	Tongue Width	Figure Dimensions			Dieless (# of crimps)	Installation Tooling			Color Code	Die Index	Wire Strip Length
		AWG	MM²			(B)	(T)	(L)		Mechanical	Hydraulic				
											MD6, OUR840, MD7-34R	BCT500HS, Y500CTHS			
YA8CTC10	1	#8 AWG	† 10	#10	0.41"	0.81"	0.08"	1.57"	MRC840 (2) MY29-3 (2) MY29-11 (2) Y8MBR-1 (1) Y1MRTC (2) Y81KFT (1)	W8CVT (2) W8CRT (2) X8CRT (2)	W8CVT (2) W8CRT (2) X8CRT (2)	U8CRT (2)	Red	49	7/8"
YA8CTC14		#8 Weld		1/4"	0.44"	0.81"	0.08"	1.69"	Y81KFTMBH (1) PAT81KFT-18V (1)						
YA8CTC38		#6 Sol #8 Sol		3/8"	0.58"	0.81"	0.06"	1.88"							
YA6CTC8	1	#6 AWG	—	#8	0.42"	1.12"	0.09"	1.83"	Y1MRTC (2) MRC840 (2) MY29-3 (2) MY29-11 (2) Y644HSXT (1) Y81KFT (1) Y81KFTMBH (1) PAT81KFT-18V (1)	W5CVT (2) W5CRT (2) X5CRT (2) X8CART (2)	W5CVT (2) W5CRT (2) X5CRT (2) X8CART (2)	U5CRT (2) U8CABT (2)	Blue	7 or 374	1-3/16"
YA6CTC10				#10	0.42"	1.12"	0.09"	1.89"							
YA6C				1/4"	0.41"	1.12"	0.09"	1.81"							
YA6CN				1/2"	0.83"	1.12"	0.12"	2.64"							
YA6CTC516				5/16"	0.52"	1.12"	0.07"	2.08"							
YA6CTC38				3/8"	0.58"	1.12"	0.06"	2.21"							
YA5C	1	#5 AWG	—	1/4"	0.44"	1.12"	0.07"	1.98"	W5CVT (2) W5CRT (2) X5CRT (2)	W5CVT (2) W5CRT (2) X5CRT (2)	U5CRT (2)	Blue	7 or 374	1-3/16"	
YA5CN				1/2"	0.83"	1.12"	0.12"	2.67"							
YA4CTC10	1	#4 AWG	—	#10	0.50"	1.12"	0.09"	1.94"	W4CVT (2) W4CRT (2) X4CRT (2)	W4CVT (2) W4CRT (2) X4CRT (2)	U4CRT (2) U6CABT (2)	Gray	8 or 346	1-3/16"	
YA4C				1/4"	0.50"	1.12"	0.09"	1.87"							

* Use PUADP-1 adapter with U dies in Y46 HYPRESS™ † The MM² conductor size listed is for Class 2 and Class 5 conductor
 ** P-RT die sets for use in Y46 HYPRESS™ only, PUADP-1 adapter not required ▲ See tooling section of this catalog for complete tool and die listings. Use ONLY color coded die recommendations for -FX connectors. For nest/indenter system contact factory
 *** The MM² conductor sizes listed are the recommendations for Class 2 conductor • Available undrilled. Add suffix U to catalog number (example: YA25U)
 ◆ For applications greater than 2000 Volts consult cable manufacturer for voltage stress relief instructions
 Note: All dimensions shown are for reference only

Blue highlighted items are industry standard and most frequently ordered.

**ONE HOLE HYLUG™
CODE CONDUCTOR
LONG BARREL
(Continued)**



UL Listed 90° C,
600 Volts to 35kV ♦

45° and 90° angles are available. Please
contact Customer Service to order:
1-800-346-4175



C-29

Catalog Number	Fig #	Conductor		Stud Hole Size	Tongue Width	Figure Dimensions			Dieless (# of crimps)	Installation Tooling					Wire Strip Length
		AWG	*** MM ²			(B)	(T)	(L)		Mechanical	Hydraulic		Color Code	Die Index	
											MD6, OUR840, MD7-34R	BCT500HS, Y500CTHS			
YA26TC14	1	2/0 AWG	70	1/4"	0.83	1.50	0.12	2.58	MRC840 (4) MY29-3 (2) MY29-11 (2) Y644HSXT (1) Y81KFT (2) Y81KFTMBH (2) PAT81KFT-18V (2)	W26VT (4) W26RT (4) X26RT (4)	W26VT (4) W26RT (4) X26RT (4)	U26RT (2)	Black	13	1-9/16"
YA26TC516				5/16"	0.83	1.50	0.12	2.65							
YA26				3/8"	0.83"	1.50"	0.12"	2.77"							
YA26N				1/2"	0.83"	1.50"	0.12"	3.21"							
YA27	1	3/0 AWG	—	1/2"	0.91"	1.50"	0.13"	3.06"	W27VT (4) W27RT (4) X27RT (6)	W27VT (4) W27RT (4) X27RT (6)	U27RT (2)	Orange	14	1-9/16"	
YA28TC38	1	4/0 AWG	—	3/8"	1.02"	1.62"	0.14"	2.98"							
YA28				1/2"	1.02"	1.62"	0.14"	3.23"							
YA29	1	250 kcmil	—	1/2"	1.11"	1.62"	0.16"	3.26"	W29VT (4) X29RT (8)	W29VT (4) W29RT (4) X29RT (8)	U29RT (2)	Yellow	16	1-11/16"	
YA30	1	300 kcmil	150	1/2"	1.20"	2.00"	0.16"	3.69"							
YA30N				1/2	1.20	2.00	0.16"	3.88							
YA31				1	350 kcmil	185	1/2"	1.29"	2.00"	0.18"	3.73"	W31VT (4)	W31VT (4) W31RT (4)	U31RT (4) U29ART (4)	Red
YA32N	1	400 kcmil	—	1/2"	1.40"	2.12"	0.19"	4.09"							
YA32				5/8"	1.40"	2.12"	0.19"	4.15"							
YA33N	1	450 kcmil	—	1/2"	1.48"	2.13"	0.21"	4.17"	W33VT (4)	W33VT (4) W33RT (4)	U33RT (4)	Gray	326 or 538	2-5/16"	
YA33				5/8"	1.48"	2.13"	0.21"	4.24"							
YA34N	1	500 kcmil	240	1/2"	1.55"	2.25"	0.23"	4.32"	W34VT (4)	W34VT (4) W34RT (4)	U34RT (4) U31ART (2)	Brown	20 or 299	2-5/16"	
YA34				5/8"	1.55"	2.25"	0.23"	4.39"							
YA35N	1	550 kcmil	—	1/2"	1.65"	2.63"	0.25"	4.73"	—	—	U35RT (4)	Yellow	21	2-11/16"	
YA35				5/8"	1.65"	2.63"	0.25"	4.79"							
YA36N	1	600 kcmil	300	1/2"	1.74"	2.69"	0.27"	4.83"	—	—	U36RT (4) U32ART (4)	Green	22 or 472	2-3/4"	
YA36				5/8"	1.74"	2.69"	0.27"	4.90"							

* Use PUADP-1 adapter with U dies in Y46 HYPRESS™
 ** P-RT die sets for use in Y46 HYPRESS™ only, PUADP-1 adapter not required
 *** The MM² conductor sizes listed are the recommendations for Class 2 conductor
 ▲ See tooling section of this catalog for complete tool and die listings. Use ONLY color coded die recommendations for -FX connectors. For nest/indenter system contact factory
 • Available undrilled. Add suffix U to catalog number (example: YA25U)
 ♦ For applications greater than 2000 Volts consult cable manufacturer for voltage stress relief instructions
 Note: All dimensions shown are for reference only

Blue highlighted items are industry standard and most frequently ordered.