

FEATURES & SPECIFICATIONS

INTENDED USE — Built on the compact, low-profile Z strip channel, this LED strip offers long maintenance-free life, several color temperatures, lumen outputs and lengths. Ideal for new construction and retrofit applications in T5 and T8 lengths. Ideal for uplight and downlight in commercial, retail, manufacturing, warehouse, cove and display applications. **Certain airborne contaminants can diminish the integrity of acrylic and/or polycarbonate.** [Click here for Acrylic-Polycarbonate Compatibility table for suitable uses.](#)

CONSTRUCTION — Compact-design channel and cover are formed from code-gauge cold-rolled steel. Easy to install row aligner included for continuous row mounting.

Finish: Paint options include high-gloss, baked white enamel (WH), galvanized (GALV), matte black (MB) and smoke gray (SKGY). After fabrication, five-stage iron phosphate pre-treatment ensures superior paint adhesion and rust resistance.

OPTICS — Standard diffuse snap on/snap off lens eliminates pixels, improves uniformity and minimizes glare. L/LENS option available.

ELECTRICAL — L70>60,000hours. Utilizes high-output LEDs integrated on a two-layer circuit board, ensuring cool-running operation. Optional internal pluggable wiring harness for reduced labor cost in row mounting applications. (See PLR_ ordering information on page 2.) Electronic LED driver is rated for 75 input watts maximum (see Operational Data on page 4 for actual wattage consumption), **multi-volt input and 0-10V dimming standard.** This fixture is designed to withstand a maximum line surge of 2.5kV at 0.75kA combination wave for indoor locations, for applications requiring higher level of protection additional surge protection must be provided.

LEDs provide nominal 80 CRI at 3000 K, 3500 K, 4000 K, or 5000 K.

Lumen output up to 2,000 lumens per foot. In 86°F (30°C) ambient environments. Luminaire should be installed in applications where ambient temperatures do not exceed 86°F (30°C).

INSTALLATION — Tool-less channel cover for easy installation.

Fixture may be surface mounted (with or without ZSPRG hanger), pendant or stem mounted with appropriate mounting options. Three-point aligner locks in place for easy continuous row mounting.

LISTINGS — CSA certified to US and Canadian safety standards. For use in damp locations between -40°F (-40°C) and 86°F (30°C).

DesignLights Consortium® (DLC) qualified product. Not all versions of this product may be DLC qualified. Please check the DLC Qualified Products List at www.designlights.org/QPL to confirm which versions are qualified.

BUY AMERICAN — Product with the BAA option is assembled in the USA and meets the Buy America(n) government procurement requirements under FAR, DFARS and DOT. Please refer to www.acuitybrands.com/buy-american for additional information.

WARRANTY — 5-year limited warranty. This is the only warranty provided and no other statements in this specification sheet create any warranty of any kind. All other express and implied warranties are disclaimed. Complete warranty terms located at:

www.acuitybrands.com/support/warranty/terms-and-conditions

Note: Actual performance may differ as a result of end-user environment and application.

All values are design or typical values, measured under laboratory conditions at 25 °C.

Specifications subject to change without notice.


Catalog Number
Notes
Type



LED Striplight

ZL1N

24", 48" and 96" Lengths



A+ Capable Luminaire

This item is an A+ capable luminaire, which has been designed and tested to provide consistent color appearance and out-of-the-box control compatibility with simple commissioning.

- All configurations of this luminaire meet the Acuity Brands' specification for chromatic consistency
- This luminaire is part of an A+ Certified solution for nLight® control networks marked by a shaded background*

To learn more about A+, visit www.acuitybrands.com/aplus.

*See ordering tree for details

ZL1N LED Striplight



A+ Capable options indicated by this color background.

ORDERING INFORMATION

Lead times will vary depending on options selected. Consult with your sales representative.

Example: ZL1N L48 3000LM FST MVOLT 40K 80CRI WH

Series	Length	Reflectors†	Nominal lumens†	Diffuser	Voltage
ZL1N LED striplight	L24 24" †	(blank) Less reflector	1500LM 1,500 lumens	FST Snap on frosted, diffuse	MVOLT 120-277V
		SMR Symmetric	2500LM 2,500 lumens	L/LENS No diffuser	120 120V
			3500LM 3,500 lumens	SBL FST Straight blade louver with snap on frosted, diffuse	208 208V
	L46 46" L48 48"	(blank) Less reflector ASR Asymmetric (L48 only) SMR Symmetric	3000LM 3,000 lumens 5000LM 5,000 lumens 7000LM 7,000 lumens		240 240V 277 277V 347 347V † 480 480V †
TZL1N LED striplight†	L92 92"	(blank) Less reflector	6000LM 6,000 lumens		
	L96 96"	SMR Symmetric	10000LM 10,000 lumens 14000LM 14,000 lumens		

Color temperature	Color rendering index	Options	Paint finish
30K 3000 K	80CRI 80 CRI	PLR___ Plug-in wiring†	WH White
35K 3500 K	90CRI 90 CRI	PLR1LVG Plug-in wiring-low voltage†	GALV Galvanized
40K 4000 K		E7W Power Sentry® PS750L, 7 watt emergency battery, CA Title 20 non-compliant (LINK)†	MB Matte black
50K 5000 K		2E7W Two Power Sentry® PS750L, 7 watt emergency batteries, CA Title 20 non-compliant (LINK)†	SKGY Smoke gray
		E10WLCP Power Sentry® PS1055LCP, 10 watt emergency battery, Certified in CA Title 20 MAEDBS (LINK)†	
		2E10WLCP Two Power Sentry® PS1055LCP, 10 watt emergency batteries, Certified in CA Title 20 MAEDBS (LINK)†	
		E15WLCP Power Sentry® PS1555LCP, 15 watt emergency battery, Certified in CA Title 20 MAEDBS (LINK)†	
		OUTEND Cord set to exit endplate of fixture	
		BAA Buy America(n) Act Compliant	
		nLight® Wireless †	
		NLTAIR2 nLight® Air Generation 2 enabled, 360° low mount sensor, (7 to 15' heights) (LINK)	
		RLSXR10	
		NLTAIR2 nLight® Air Generation 2 enabled, 360° low mount sensor, (7 to 15' heights), UL 924 Emergency Operation, via power interrupt detection (not available with battery pack) (LINK)†	
		RLSXR10EM	
		Individual Controls †	
		LBOZU 360° low mount LSXR PIR sensor, (7-15' mounting heights), ON/OFF occupancy, pre-wired (LINK)†	
		LBH0SZU 360° low mount LSXR PIR sensor, (7-15' mounting heights), high/low occupancy dimming, pre-wired (LINK)†	
		LBPZU 360° low mount LSXR PIR sensor, (7-15' mounting heights), ON/OFF photocell, pre-wired (LINK)†	
		LBM0SZU 360° low mount LSXR PIR sensor, (7-15' mounting heights), dimming and switching photocell, pre-wired (LINK)†	
		Cord sets:†	
		CS1W Cord with NEMA 5-15P, 120V straight blade plug, 18 gauge, 3 conductors, white, 6ft	
		CS3W Cord with NEMA L5-15P, 120V twist lock plug, 18 gauge, 3 conductor, white, 6ft	
		CS7W Cord with NEMA 7-15P, 277V straight blade plug, 18 gauge, 3 conductors, white, 6ft	
		CS11W Cord with NEMA L7-15P, 277V twist lock plug, 18 gauge, 3 conductors, white, 6ft	
		CS25W Cord with NEMA L24-20P, 347V twist lock plug, 18 gauge, 3 conductors, white, 6ft	
		CS97W Cord with NEMA L8-20P, 480V twist lock plug, 18 gauge, 3 conductors, white, 6ft	
		CS93W Cord only (no plug), 18 gauge, 3 conductors, white, 6ft	

Accessories: Order as separate catalog number.			
HC36 M12	Hanger chain, 36" (1 pair)	ZLR L24 SYM UPL WH	24" symmetric reflector with uplight, white finish
ZACYH M100	Adjustable 10' aircraft cable with Y hanger (1 pair)	ZLR L24 SYM WH	24" symmetric reflector, white finish
ZLANGBKT	Luma-tilt™ angle bracket for shelf or ledge mounting only	ZLR L46 SYM UPL WH	46" symmetric reflector with uplight, white finish
SQ_	Swivel stem hanger (specify length in 2" increments up to 48")	ZLR L46 SYM WH	46" symmetric reflector, white finish
NPP16D	nLight® wired power/relay pack, 0-10VDC dimming output (LINK)	ZLR L48 ASY WH	48" asymmetric reflector, white finish
RPP20D	nLight® air Generation 2 enabled, power/relay pack, 0-10V dimming output (LINK)	ZLR L48 SYM UPL WH	48" symmetric reflector with uplight, white finish
LSXR	Sensor Switch® LSXR occupancy sensor (LINK)	ZLR L48 SYM WH	48" symmetric reflector, white finish
ZSPRG J2	Tong and T-grid hanger, for 15/16" T-grid (Order quantity required in multiples of 2)	ZLR L92 SYM UPL WH	92" symmetric reflector with uplight, white finish
WGZ24	24" wireguard, white †	ZLR L92 SYM WH	92" symmetric reflector, white finish
WGZ48	48" wireguard, white †	ZLR L96 SYM UPL WH	96" symmetric reflector with uplight, white finish
		ZLR L96 SYM WH	96" symmetric reflector, white finish
		UNIVERSAL REFL ALIGNER	Universal reflector aligners, quantity 1

ZL1N LED Striplight

‡ Option Value Ordering Restrictions	
Option value	Restriction
2E7W	MVOLT required. Available with L92 or L96 only. Not available with L24, L46, L48, L92 6000LM, L96 6000LM or any cordset that includes a plug.
2E10WLCP	MVOLT required. Available with L92 or L96 with 10,000LM or 14000LM only. Not available with L24, L46, L48, L92 6000LM, L96 6000LM or any cordset that includes a plug.
347, 480	Utilizes step down transformer.
Cord Sets	Must specify voltage when plug is included. Cordsets exit back of fixture unless OUTEND option is specified.
E7W	MVOLT required. Available with L46, L48, L92 or L96 with 10000LM or 14000LM only. Not available with L24 or any cordset that includes a plug.
E10WLCP	MVOLT required. Available with L46, L48, L92 or L96 only. Not available with L24 or any cordset that includes a plug.
E15WLCP	MVOLT required. Available with L92 or L96 only. Not available with L24, L46, L48 or any cordset that includes a plug.
HTZL1N	Tandem fixture ships as two L46 or L48 fixtures.
Individual Controls	Available with MVOLT, 347 or 480 only. See ordering information on page 6 for more configurations. This sensor configuration is suitable for minimum ambient temperature of 14°F (-10°C). See page 5 for low temperature option providing -4°F (-20°C) minimum ambient. When choosing Sensor and PLR for same fixture, consult the factory. Sensors come prewired, they must be snapped into place at time of installation.
L24	Not available with 347V, 480V or emergency batteries.
nLight® Wireless	See LINK in sensor description to RLSXR specification sheet for more configurations. When choosing a sensor and PLR for same fixture, consult the factory. Sensors come prewired, they must be snapped into place at time of installation.
NLTAIR2 RLSXR10EM	Not available with 347 or 480. MVOLT required.
Nominal Lumens	See Operational Data on page 2 for actual lumens.
PLR _ _ _	Not available with cordset options. Not available with sensor options. See ordering information on page 5.
PLR1LVG	Not available with cordset options. Not available with sensor options.
Reflectors	Optional. Reflectors ship separately.
WGZ24	Not available with ASR or SMR reflector options.
WGZ48	Not available with ASR or SMR reflector options. Order a Qty of 2 for L92 or L96 tandem fixtures.

ZL1N LED Striplight

OPERATIONAL DATA												
	Nominal lumen package	Length (inches)	Delivered Lumens 3000 K CCT @ 77°F (25°C) ambient temperature		Delivered Lumens 3500 K CCT @ 77°F (25°C) ambient temperature		Delivered Lumens 4000 K CCT @ 77°F (25°C) ambient temperature		Delivered Lumens 5000 K CCT @ 77°F (25°C) ambient temperature		Wattage @ 120V/277V	Comparable Light Source
			80 CRI	90 CRI	80 CRI	90 CRI	80 CRI	90 CRI	80 CRI	90 CRI		
Lensed	1500LM	24	1738	1409	1777	1467	1804	1494	1871	1528	15	1-lamp 17W T8
	2500LM	24	2265	1846	2315	1900	2351	1947	2438	1991	19	1-lamp 17W T8
	3500LM	24	3586	2924	3666	3026	3723	3084	3860	3152	31	1-lamp 32W T8, 1-lamp 54W T5H0, 50W HID
	3000LM	46 or 48	3172	2586	3243	2677	3293	2728	3415	2788	25	1-lamp 32W T8, 1-lamp 54W T5H0, 50W HID
	5000LM	46 or 48	4417	3601	4515	3727	4585	3798	4754	3882	34	2-lamp 32W T8, 1-lamp 54W T5H0, 70W HID
	7000LM	46 or 48	6535	5328	6681	5515	6785	5619	7035	5744	52	3-lamp 32W T8, 2-lamp 54W T5H0, 100W HID
	6000LM	92 or 96	6561	5349	6708	5537	6812	5642	7063	5767	48	3-lamp 32W T8, 2-lamp 54W T5H0, 100W HID
	10000LM	92 or 96	8687	7082	8881	7331	9019	7470	9351	7636	68	4-lamp 32W T8, 2-lamp 54W T5H0, 100W HID
	14000LM	92 or 96	12457	10513	12735	10665	12933	10711	13409	10949	104	4-lamp 32W T8, 3-lamp 54W T5H0, 150W HID
Unlensed	1500LM	24	1881	1534	1923	1588	1953	1618	2025	1654	15	1-lamp 17W T8
	2500LM	24	2452	1999	2506	2069	2545	2108	2639	2155	19	1-lamp 17W T8
	3500LM	24	3882	3165	3969	3276	4031	3338	4179	3412	31	1-lamp 32W T8, 1-lamp 54W T5H0, 50W HID
	3000LM	46 or 48	3434	2800	3511	2898	3565	2953	3697	3019	25	1-lamp 32W T8, 1-lamp 54W T5H0, 50W HID
	5000LM	46 or 48	4781	3898	4888	4035	4964	4111	5147	4203	34	2-lamp 32W T8, 1-lamp 54W T5H0, 70W HID
	7000LM	46 or 48	7075	5768	7233	5971	7345	6083	7616	6219	52	3-lamp 32W T8, 2-lamp 54W T5H0, 100W HID
	6000LM	92 or 96	7103	5791	7261	5995	7374	6108	7646	6243	48	3-lamp 32W T8, 2-lamp 54W T5H0, 100W HID
	10000LM	92 or 96	9404	7667	9614	7937	9764	8087	10123	8266	68	4-lamp 32W T8, 2-lamp 54W T5H0, 100W HID
	14000LM	92 or 96	13485	10994	13786	11381	14001	11596	14516	11853	104	4-lamp 32W T8, 3-lamp 54W T5H0, 150W HID

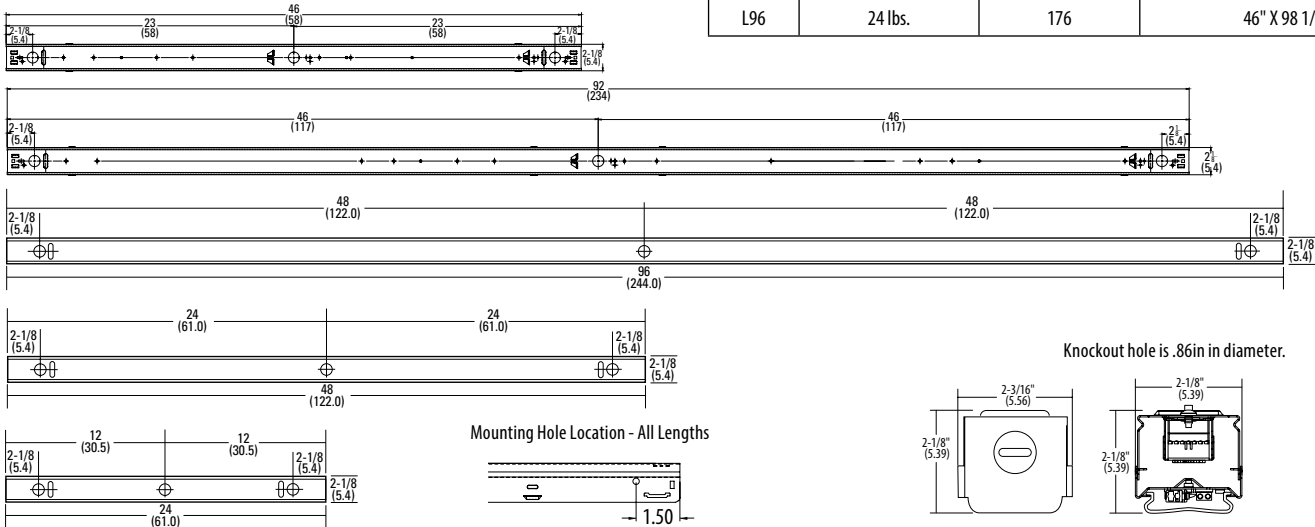
PROJECTED LUMEN MAINTENANCE

Operating Hours	0	15,000	30,000	45,000	60,000	100,000
Lumen Maintenance Factor	1	0.94	0.89	0.83	0.79	0.67

DIMENSIONS

All dimensions are shown in inches (centimeters) unless otherwise noted. Specifications subject to change without notice.

PALLET DIMENSIONS			
Length	Approximate weight	Fixtures per pallet	Approximate pallet dimensions (L x W x H)
L24	7 lbs.	408	46" X 51" X 32 11/16"
L46	11 lbs.	176	46" X 51" X 32 1/16"
L48	12 lbs.	176	46" X 51" X 31 3/8"
L92	22 lbs.	176	46" X 98 1/2" X 31 1/16"
L96	24 lbs.	176	46" X 98 1/2" X 31 1/16"

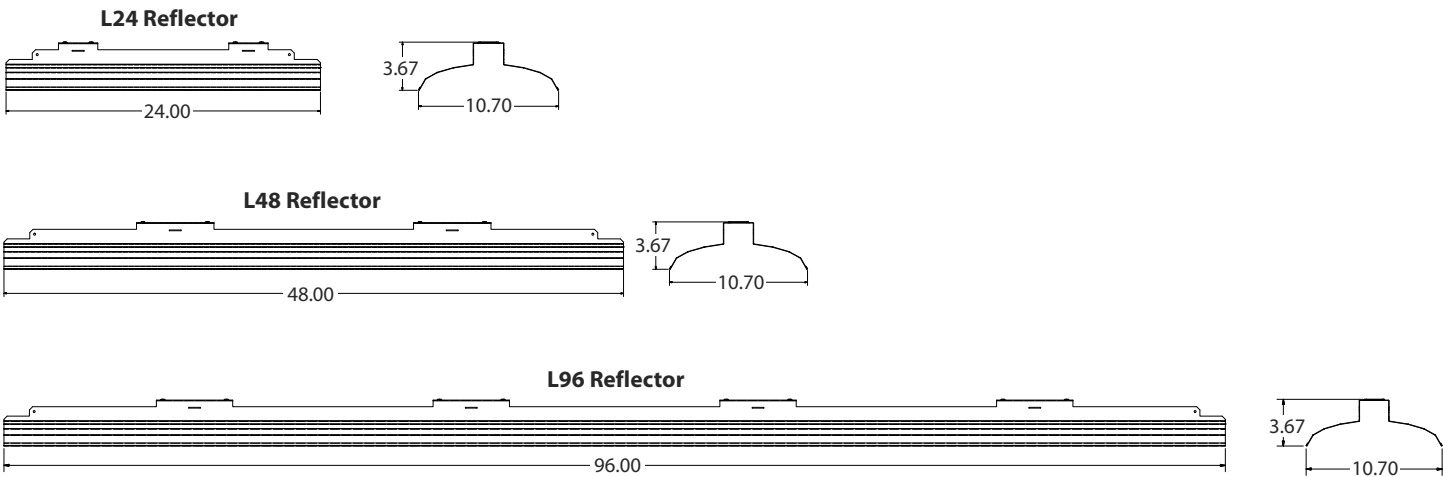


PHOTOMETRICS

Please see www.lithonia.com



REFLECTORS (Optional)



PHOTOMETRICS

Please see www.lithonia.com

PLUG-IN WIRING INFORMATION

Advanced plug-in system with two-circuit capability. Available on industrial and strip products and a variety of architectural products mounted in continuous. PLR22 (2-circuit) and crossover harness switches hot circuit serving next fixture in row. Reduces fixture types on job for alternating circuit applications (see example below.)

Easy one-step installation, saves up to 35% on labor costs. Expanded switching flexibility helps save energy.

Rows can be 50% longer with two-circuit systems. Polarized, lock-together nylon connectors prevent miswiring in the field. #12 THHN conductor, rated 600V, 90°C. White neutral wire included. Grounding accomplished by fixture in-row connectors.

CSA certified systems available with up to 2 circuits. G ground required.

Not for use with dedicated emergency circuits.

Note: Specifications subject to change without notice.



ORDERING INFORMATION Lead times will vary depending on options selected. Consult with your sales representative.

Series	Number of hot wires		Branch circuits		Dimming	Ground
PLR	(blank)	Not required for PLR22	Circuits to which driver is connected		LV Low-voltage dimming	G Ground (required)
PLR22	1	Black	(blank)	Not required for PLR22 or PLR1		
	2	Black and red	A	Black wire		
			B	Red wire		
			Battery charging circuit (must be unswitched)			
			(blank)	No battery charging circuit		
			ELA	Battery pack wired to black wire		
			ELB	Battery pack wired to red wire		

Typical Applications

- Multiple-circuit and single-circuit for longer continuous rows
- Multiple-circuit with alternating fixtures on separate circuits, 2-circuit (PLR22)
- Multiple circuit with night-lights located along row as desired

ZL1N LED Striplight

LSXR — Fixture Mount Occupancy Sensor (see www.AcuityControls.com for additional information)

- Three interchangeable lens options to satisfy multiple mounting heights and coverage pattern requirements.
- Integrated mounting bracket drops lens down 3" from chase nipple.
- Single or dual relay versions — designed with robust protection from the harsh switching requirements of T5 and LED loads.
- Photocell and 0-10VDC dimming options.
- No PIR field calibration or sensitivity adjustments required.
- Sensor ambient temperature rating of 14°F (-10°C) to 131°F (55°C).

LSXR configuration	Comparable CMRB sensor	Old style sensor nomenclature
For shortest lead times use one of the following LSXR configurations		
LCOZU	CMRB 50	MSI
LCH0SZU	CMRB 50 D	MSID
LCPZU	CMRB 50 P	MSIPED
LAOZU	CMRB 6	MSI360
LAH0SZU	CMRB 6 D	MSI360D
LAPZU	CMRB 6 P	MSI360PED

SELECTIONS BELOW WILL EXTEND ORDER LEAD TIME. CONSULT YOUR SALES REPRESENTATIVE FOR DETAILS.

SINGLE RELAY

ORDERING INFORMATION

Example: LAH0SZU

Series	Lens option	Dimming/Photocell	Max. dim level	Min. dim level	Temp/Humidity	Default occupancy time delay
L LSXR passive infrared indoor occupancy sensor	A High mount, 360°	O None ¹	0 10 VDC	S Minimum dim level of ballast	Z None	I 30 sec
		H High/low occupancy operation	9 9 VDC	1 1 VDC	T Low temperature ²	D 2.5 min
	B Low mount, 360°	P Switching photocell (on/off) ¹	8 8 VDC	2 2 VDC		X 5.0 min
		M Dimming and switching photocell	7 7 VDC	3 3 VDC		R 7.5 min
	C High mount aisleway	G Dimming and switching photocell with high/low occupancy operation		4 4 VDC		U 10.0 min (with minimum 15 minute on time)
				5 5 VDC		V 15.0 min
				6 6 VDC		W 20.0 min
						Y 30.0 min

Notes

- 1 Max and min dim levels not applicable with this option.
- 2 Ambient temperature rating of -4°F (-20°C) to 131°F (55°C).

DUAL RELAY (Available with 120, 277, and 347V only)

ORDERING INFORMATION

Example: LA2KZU

Series	Lens option	Poles	Operating mode	Temp/Humidity	Default occupancy time delay
L LSXR passive infrared indoor occupancy sensor	A High mount, 360°	2 Dual relay	J None	Z None	I 30 sec
	B Low mount, 360°		K Alternating off relays (promotes even lamp wear)	T Low temperature ¹	D 2.5 min
	C High mount aisleway		O Alternating off relays w/photocell		X 5.0 min
			P Switching photocell(on/off)		R 7.5 min
			E Photocell on/off (pole 1 only)		U 10.0 min (with minimum 15 minute on time)
			F Photocell on/off - both poles (dual set-point)		V 15.0 min
					W 20.0 min
		Y 30.0 min			

Notes

- 1 Ambient temperature rating of -4°F (-20°C) to 131°F (55°C).

Example: LENS 50 J100

Replacement lenses: Order as separate catalog number.		
Series	Lens type	Package quantity
LENS	6 High mount 360°	[blank] Single Lens
	10 Low mount 360°	J10 10-pack
	50 High mount aisleway	J100 100-pack

OPTIONS AND ACCESSORIES


The Z Series fixture offers numerous options for almost every electrical and optical component, including a long list of field-installable accessories.



HANGER CHAIN

36" chain with Y hanger.

Order as:
HC36



Z SPRING HANGER

Snap 'n' lock design requires no fasteners and can be used on T-grid ceiling or universal mounting systems.


Order as:
ZSPRG J2



ZACVH HANGER

10' Aircraft cable with Y hanger.

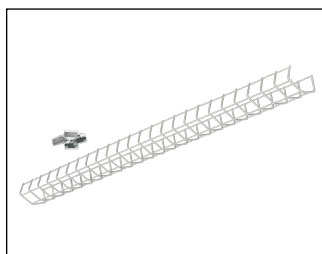
Order as:
ZACVH



ANGLE MOUNTING BRACKET

Luma-tilt™ angle bracket ships as a pair

Order as:
ZLANGBKT



WIRE GUARD

Order as:
WGZ24
WGZ48

FEATURES & SPECIFICATIONS

INTENDED USE — Built on the compact, low-profile Z strip channel, this LED strip offers long maintenance-free life, several color temperatures, lumen outputs and lengths. Ideal for new construction and retrofit applications in T5 and T8 lengths. Ideal for uplight and downlight in commercial, retail, manufacturing, warehouse, cove and display applications. **Certain airborne contaminants can diminish the integrity of acrylic and/or polycarbonate.** [Click here for Acrylic-Polycarbonate Compatibility table for suitable uses.](#)

CONSTRUCTION — Compact-design channel and cover are formed from code-gauge cold-rolled steel. Easy to install row aligner included for continuous row mounting.

Finish: Paint options include high-gloss, baked white enamel (WH), galvanized (GALV), matte black (MB) and smoke gray (SKGY). After fabrication, five-stage iron phosphate pre-treatment ensures superior paint adhesion and rust resistance.

OPTICS — Standard diffuse snap on/snap off lens eliminates pixels, improves uniformity and minimizes glare. L/LENS option available.

ELECTRICAL — L70>60,000hours. Utilizes high-output LEDs integrated on a two-layer circuit board, ensuring cool-running operation. Optional internal pluggable wiring harness for reduced labor cost in row mounting applications. (See PLR_ ordering information on page 2.) Electronic LED driver is rated for 75 input watts maximum (see Operational Data on page 4 for actual wattage consumption), **multi-volt input and 0-10V dimming standard.** This fixture is designed to withstand a maximum line surge of 2.5kV at 0.75kA combination wave for indoor locations, for applications requiring higher level of protection additional surge protection must be provided.

LEDs provide nominal 80 CRI at 3000 K, 3500 K, 4000 K, or 5000 K.

Lumen output up to 2,000 lumens per foot. In 86°F (30°C) ambient environments. Luminaire should be installed in applications where ambient temperatures do not exceed 86°F (30°C).

INSTALLATION — Tool-less channel cover for easy installation.

Fixture may be surface mounted (with or without ZSPRG hanger), pendant or stem mounted with appropriate mounting options. Three-point aligner locks in place for easy continuous row mounting.

LISTINGS — CSA certified to US and Canadian safety standards. For use in damp locations between -40°F (-40°C) and 86°F (30°C).

DesignLights Consortium® (DLC) qualified product. Not all versions of this product may be DLC qualified. Please check the DLC Qualified Products List at www.designlights.org/QPL to confirm which versions are qualified.

BUY AMERICAN — Product with the BAA option is assembled in the USA and meets the Buy America(n) government procurement requirements under FAR, DFARS and DOT. Please refer to www.acuitybrands.com/buy-american for additional information.

WARRANTY — 5-year limited warranty. This is the only warranty provided and no other statements in this specification sheet create any warranty of any kind. All other express and implied warranties are disclaimed. Complete warranty terms located at:

www.acuitybrands.com/support/warranty/terms-and-conditions

Note: Actual performance may differ as a result of end-user environment and application.

All values are design or typical values, measured under laboratory conditions at 25 °C.

Specifications subject to change without notice.


Catalog Number
Notes
Type



LED Striplight

ZL1N

24", 48" and 96" Lengths



A+ Capable Luminaire

This item is an A+ capable luminaire, which has been designed and tested to provide consistent color appearance and out-of-the-box control compatibility with simple commissioning.

- All configurations of this luminaire meet the Acuity Brands' specification for chromatic consistency
- This luminaire is part of an A+ Certified solution for nLight® control networks marked by a shaded background*

To learn more about A+, visit www.acuitybrands.com/aplus.

*See ordering tree for details

ZL1N LED Striplight



A+ Capable options indicated by this color background.

ORDERING INFORMATION

Lead times will vary depending on options selected. Consult with your sales representative.

Example: ZL1N L48 3000LM FST MVOLT 40K 80CRI WH

Series	Length	Reflectors†	Nominal lumens†	Diffuser	Voltage
ZL1N LED striplight	L24 24" †	(blank) Less reflector	1500LM 1,500 lumens	FST Snap on frosted, diffuse	MVOLT 120-277V
		SMR Symmetric	2500LM 2,500 lumens	L/LENS No diffuser	120 120V
			3500LM 3,500 lumens	SBL FST Straight blade louver with snap on frosted, diffuse	208 208V
	L46 46"	(blank) Less reflector	3000LM 3,000 lumens		240 240V
	L48 48"	ASR Asymmetric (L48 only)	5000LM 5,000 lumens		277 277V
TZL1N LED striplight†	L92 92"	SMR Symmetric	7000LM 7,000 lumens		347 347V †
		(blank) Less reflector	6000LM 6,000 lumens		480 480V †
	L96 96"	SMR Symmetric	10000LM 10,000 lumens		
			14000LM 14,000 lumens		

Color temperature	Color rendering index	Options	Paint finish
30K 3000 K	80CRI 80 CRI	PLR___ Plug-in wiring†	WH White
35K 3500 K	90CRI 90 CRI	PLR1LVG Plug-in wiring-low voltage†	GALV Galvanized
40K 4000 K		E7W Power Sentry® PS750L, 7 watt emergency battery, CA Title 20 non-compliant (LINK)†	MB Matte black
50K 5000 K		2E7W Two Power Sentry® PS750L, 7 watt emergency batteries, CA Title 20 non-compliant (LINK)†	SKGY Smoke gray
		E10WLCP Power Sentry® PS1055LCP, 10 watt emergency battery, Certified in CA Title 20 MAEDBS (LINK)†	
		2E10WLCP Two Power Sentry® PS1055LCP, 10 watt emergency batteries, Certified in CA Title 20 MAEDBS (LINK)†	
		E15WLCP Power Sentry® PS1555LCP, 15 watt emergency battery, Certified in CA Title 20 MAEDBS (LINK)†	
		OUTEND Cord set to exit endplate of fixture	
		BAA Buy America(n) Act Compliant	
		nLight® Wireless †	
		NLTAIR2 nLight® Air Generation 2 enabled, 360° low mount sensor, (7 to 15' heights) (LINK)	
		RLSXR10	
		NLTAIR2 nLight® Air Generation 2 enabled, 360° low mount sensor, (7 to 15' heights), UL 924 Emergency Operation, via power interrupt detection (not available with battery pack) (LINK)†	
		RLSXR10EM	
		Individual Controls †	
		LBOZU 360° low mount LSXR PIR sensor, (7-15' mounting heights), ON/OFF occupancy, pre-wired (LINK)†	
		LBH0SZU 360° low mount LSXR PIR sensor, (7-15' mounting heights), high/low occupancy dimming, pre-wired (LINK)†	
		LBPZU 360° low mount LSXR PIR sensor, (7-15' mounting heights), ON/OFF photocell, pre-wired (LINK)†	
		LBM0SZU 360° low mount LSXR PIR sensor, (7-15' mounting heights), dimming and switching photocell, pre-wired (LINK)†	
		Cord sets:†	
		CS1W Cord with NEMA 5-15P, 120V straight blade plug, 18 gauge, 3 conductors, white, 6ft	
		CS3W Cord with NEMA L5-15P, 120V twist lock plug, 18 gauge, 3 conductor, white, 6ft	
		CS7W Cord with NEMA 7-15P, 277V straight blade plug, 18 gauge, 3 conductors, white, 6ft	
		CS11W Cord with NEMA L7-15P, 277V twist lock plug, 18 gauge, 3 conductors, white, 6ft	
		CS25W Cord with NEMA L24-20P, 347V twist lock plug, 18 gauge, 3 conductors, white, 6ft	
		CS97W Cord with NEMA L8-20P, 480V twist lock plug, 18 gauge, 3 conductors, white, 6ft	
		CS93W Cord only (no plug), 18 gauge, 3 conductors, white, 6ft	

Accessories: Order as separate catalog number.

HC36 M12	Hanger chain, 36" (1 pair)	ZLR L24 SYM UPL WH	24" symmetric reflector with uplight, white finish
ZACYH M100	Adjustable 10' aircraft cable with Y hanger (1 pair)	ZLR L24 SYM WH	24" symmetric reflector, white finish
ZLANGBKT	Luma-tilt™ angle bracket for shelf or ledge mounting only	ZLR L46 SYM UPL WH	46" symmetric reflector with uplight, white finish
SQ_	Swivel stem hanger (specify length in 2" increments up to 48")	ZLR L46 SYM WH	46" symmetric reflector, white finish
NPP16D	nLight® wired power/relay pack, 0-10VDC dimming output (LINK)	ZLR L48 ASY WH	48" asymmetric reflector, white finish
RPP20D	nLight® air Generation 2 enabled, power/relay pack, 0-10V dimming output (LINK)	ZLR L48 SYM UPL WH	48" symmetric reflector with uplight, white finish
LSXR	Sensor Switch® LSXR occupancy sensor (LINK)	ZLR L48 SYM WH	48" symmetric reflector, white finish
ZSPRG J2	Tong and T-grid hanger, for 15/16" T-grid (Order quantity required in multiples of 2)	ZLR L92 SYM UPL WH	92" symmetric reflector with uplight, white finish
WGZ24	24" wireguard, white †	ZLR L92 SYM WH	92" symmetric reflector, white finish
WGZ48	48" wireguard, white †	ZLR L96 SYM UPL WH	96" symmetric reflector with uplight, white finish
		ZLR L96 SYM WH	96" symmetric reflector, white finish
		UNIVERSAL REFL ALIGNER	Universal reflector aligners, quantity 1

ZL1N LED Striplight

‡ Option Value Ordering Restrictions	
Option value	Restriction
2E7W	MVOLT required. Available with L92 or L96 only. Not available with L24, L46, L48, L92 6000LM, L96 6000LM or any cordset that includes a plug.
2E10WLCP	MVOLT required. Available with L92 or L96 with 10,000LM or 14000LM only. Not available with L24, L46, L48, L92 6000LM, L96 6000LM or any cordset that includes a plug.
347, 480	Utilizes step down transformer.
Cord Sets	Must specify voltage when plug is included. Cordsets exit back of fixture unless OUTEND option is specified.
E7W	MVOLT required. Available with L46, L48, L92 or L96 with 10000LM or 14000LM only. Not available with L24 or any cordset that includes a plug.
E10WLCP	MVOLT required. Available with L46, L48, L92 or L96 only. Not available with L24 or any cordset that includes a plug.
E15WLCP	MVOLT required. Available with L92 or L96 only. Not available with L24, L46, L48 or any cordset that includes a plug.
HTZL1N	Tandem fixture ships as two L46 or L48 fixtures.
Individual Controls	Available with MVOLT, 347 or 480 only. See ordering information on page 6 for more configurations. This sensor configuration is suitable for minimum ambient temperature of 14°F (-10°C). See page 5 for low temperature option providing -4°F (-20°C) minimum ambient. When choosing Sensor and PLR for same fixture, consult the factory. Sensors come prewired, they must be snapped into place at time of installation.
L24	Not available with 347V, 480V or emergency batteries.
nLight® Wireless	See LINK in sensor description to RLSXR specification sheet for more configurations. When choosing a sensor and PLR for same fixture, consult the factory. Sensors come prewired, they must be snapped into place at time of installation.
NLTAIR2 RLSXR10EM	Not available with 347 or 480. MVOLT required.
Nominal Lumens	See Operational Data on page 2 for actual lumens.
PLR _ _ _	Not available with cordset options. Not available with sensor options. See ordering information on page 5.
PLR1LVG	Not available with cordset options. Not available with sensor options.
Reflectors	Optional. Reflectors ship separately.
WGZ24	Not available with ASR or SMR reflector options.
WGZ48	Not available with ASR or SMR reflector options. Order a Qty of 2 for L92 or L96 tandem fixtures.

ZL1N LED Striplight

OPERATIONAL DATA												
	Nominal lumen package	Length (inches)	Delivered Lumens 3000 K CCT @ 77°F (25°C) ambient temperature		Delivered Lumens 3500 K CCT @ 77°F (25°C) ambient temperature		Delivered Lumens 4000 K CCT @ 77°F (25°C) ambient temperature		Delivered Lumens 5000 K CCT @ 77°F (25°C) ambient temperature		Wattage @ 120V/277V	Comparable Light Source
			80 CRI	90 CRI	80 CRI	90 CRI	80 CRI	90 CRI	80 CRI	90 CRI		
Lensed	1500LM	24	1738	1409	1777	1467	1804	1494	1871	1528	15	1-lamp 17W T8
	2500LM	24	2265	1846	2315	1900	2351	1947	2438	1991	19	1-lamp 17W T8
	3500LM	24	3586	2924	3666	3026	3723	3084	3860	3152	31	1-lamp 32W T8, 1-lamp 54W T5H0, 50W HID
	3000LM	46 or 48	3172	2586	3243	2677	3293	2728	3415	2788	25	1-lamp 32W T8, 1-lamp 54W T5H0, 50W HID
	5000LM	46 or 48	4417	3601	4515	3727	4585	3798	4754	3882	34	2-lamp 32W T8, 1-lamp 54W T5H0, 70W HID
	7000LM	46 or 48	6535	5328	6681	5515	6785	5619	7035	5744	52	3-lamp 32W T8, 2-lamp 54W T5H0, 100W HID
	6000LM	92 or 96	6561	5349	6708	5537	6812	5642	7063	5767	48	3-lamp 32W T8, 2-lamp 54W T5H0, 100W HID
	10000LM	92 or 96	8687	7082	8881	7331	9019	7470	9351	7636	68	4-lamp 32W T8, 2-lamp 54W T5H0, 100W HID
	14000LM	92 or 96	12457	10513	12735	10665	12933	10711	13409	10949	104	4-lamp 32W T8, 3-lamp 54W T5H0, 150W HID
Unlensed	1500LM	24	1881	1534	1923	1588	1953	1618	2025	1654	15	1-lamp 17W T8
	2500LM	24	2452	1999	2506	2069	2545	2108	2639	2155	19	1-lamp 17W T8
	3500LM	24	3882	3165	3969	3276	4031	3338	4179	3412	31	1-lamp 32W T8, 1-lamp 54W T5H0, 50W HID
	3000LM	46 or 48	3434	2800	3511	2898	3565	2953	3697	3019	25	1-lamp 32W T8, 1-lamp 54W T5H0, 50W HID
	5000LM	46 or 48	4781	3898	4888	4035	4964	4111	5147	4203	34	2-lamp 32W T8, 1-lamp 54W T5H0, 70W HID
	7000LM	46 or 48	7075	5768	7233	5971	7345	6083	7616	6219	52	3-lamp 32W T8, 2-lamp 54W T5H0, 100W HID
	6000LM	92 or 96	7103	5791	7261	5995	7374	6108	7646	6243	48	3-lamp 32W T8, 2-lamp 54W T5H0, 100W HID
	10000LM	92 or 96	9404	7667	9614	7937	9764	8087	10123	8266	68	4-lamp 32W T8, 2-lamp 54W T5H0, 100W HID
	14000LM	92 or 96	13485	10994	13786	11381	14001	11596	14516	11853	104	4-lamp 32W T8, 3-lamp 54W T5H0, 150W HID

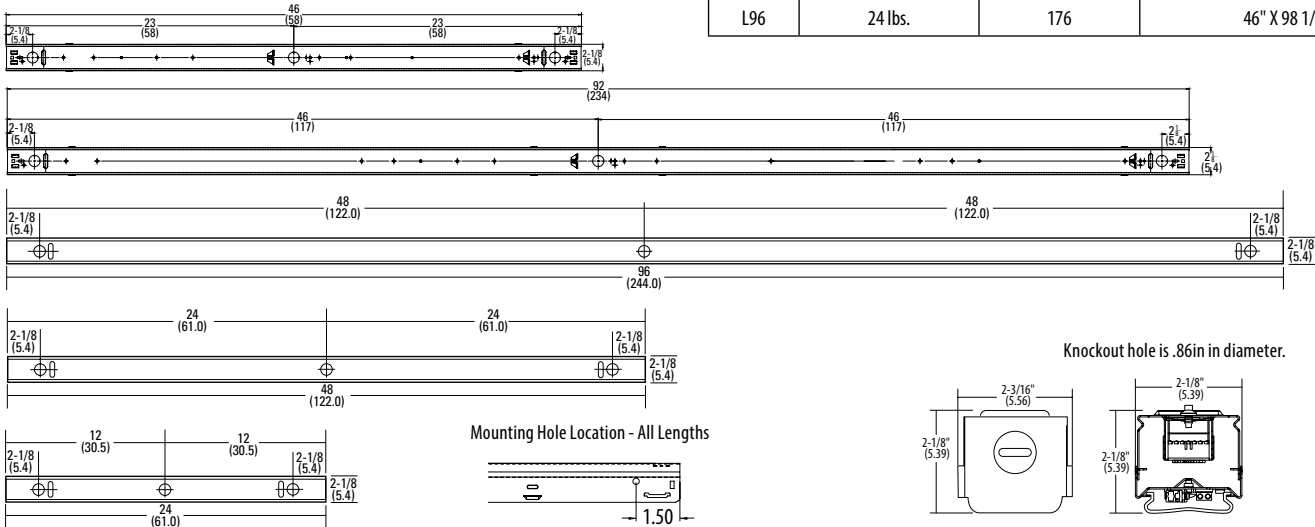
PROJECTED LUMEN MAINTENANCE

Operating Hours	0	15,000	30,000	45,000	60,000	100,000
Lumen Maintenance Factor	1	0.94	0.89	0.83	0.79	0.67

DIMENSIONS

All dimensions are shown in inches (centimeters) unless otherwise noted.
Specifications subject to change without notice.

PALLET DIMENSIONS			
Length	Approximate weight	Fixtures per pallet	Approximate pallet dimensions (L x W x H)
L24	7 lbs.	408	46" X 51" X 32 11/16"
L46	11 lbs.	176	46" X 51" X 32 1/16"
L48	12 lbs.	176	46" X 51" X 31 3/8"
L92	22 lbs.	176	46" X 98 1/2" X 31 1/16"
L96	24 lbs.	176	46" X 98 1/2" X 31 1/16"

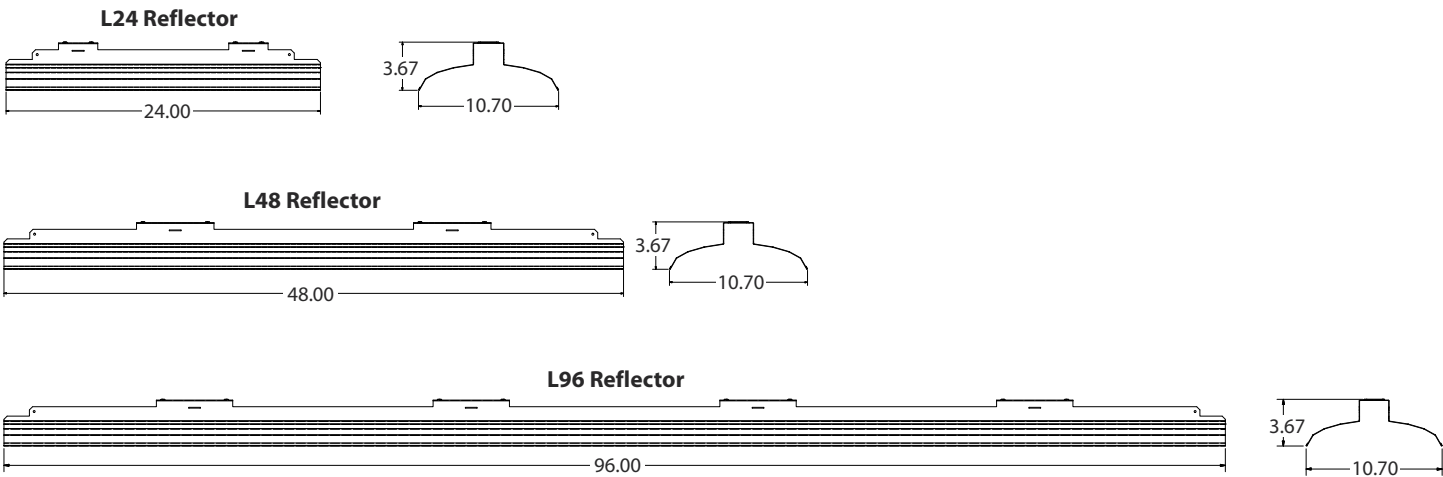


PHOTOMETRICS

Please see www.lithonia.com



REFLECTORS (Optional)



PHOTOMETRICS

Please see www.lithonia.com

PLUG-IN WIRING INFORMATION

Advanced plug-in system with two-circuit capability. Available on industrial and strip products and a variety of architectural products mounted in continuous. PLR22 (2-circuit) and crossover harness switches hot circuit serving next fixture in row. Reduces fixture types on job for alternating circuit applications (see example below.)

Easy one-step installation, saves up to 35% on labor costs. Expanded switching flexibility helps save energy.

Rows can be 50% longer with two-circuit systems. Polarized, lock-together nylon connectors prevent miswiring in the field. #12 THHN conductor, rated 600V, 90°C. White neutral wire included. Grounding accomplished by fixture in-row connectors.

CSA certified systems available with up to 2 circuits. G ground required.

Not for use with dedicated emergency circuits.

Note: Specifications subject to change without notice.



ORDERING INFORMATION Lead times will vary depending on options selected. Consult with your sales representative.

Series	Number of hot wires		Branch circuits		Dimming	Ground
PLR	(blank)	Not required for PLR22	Circuits to which driver is connected		LV Low-voltage dimming	G Ground (required)
PLR22	1	Black	(blank)	Not required for PLR22 or PLR1		
	2	Black and red	A	Black wire		
			B	Red wire		
			Battery charging circuit (must be unswitched)			
			(blank)	No battery charging circuit		
			ELA	Battery pack wired to black wire		
			ELB	Battery pack wired to red wire		

Typical Applications

- Multiple-circuit and single-circuit for longer continuous rows
- Multiple-circuit with alternating fixtures on separate circuits, 2-circuit (PLR22)
- Multiple circuit with night-lights located along row as desired

ZL1N LED Striplight

LSXR — Fixture Mount Occupancy Sensor (see www.AcuityControls.com for additional information)

- Three interchangeable lens options to satisfy multiple mounting heights and coverage pattern requirements.
- Integrated mounting bracket drops lens down 3" from chase nipple.
- Single or dual relay versions — designed with robust protection from the harsh switching requirements of T5 and LED loads.
- Photocell and 0-10VDC dimming options.
- No PIR field calibration or sensitivity adjustments required.
- Sensor ambient temperature rating of 14°F (-10°C) to 131°F (55°C).

LSXR configuration	Comparable CMRB sensor	Old style sensor nomenclature
For shortest lead times use one of the following LSXR configurations		
LCOZU	CMRB 50	MSI
LCH0SZU	CMRB 50 D	MSID
LCPZU	CMRB 50 P	MSIPED
LAOZU	CMRB 6	MSI360
LAH0SZU	CMRB 6 D	MSI360D
LAPZU	CMRB 6 P	MSI360PED

SELECTIONS BELOW WILL EXTEND ORDER LEAD TIME. CONSULT YOUR SALES REPRESENTATIVE FOR DETAILS.

SINGLE RELAY

ORDERING INFORMATION

Example: LAH0SZU

Series	Lens option	Dimming/Photocell	Max. dim level	Min. dim level	Temp/Humidity	Default occupancy time delay
L LSXR passive infrared indoor occupancy sensor	A High mount, 360°	O None ¹	0 10 VDC	S Minimum dim level of ballast	Z None	I 30 sec
		H High/low occupancy operation	9 9 VDC	1 1 VDC	T Low temperature ²	D 2.5 min
	B Low mount, 360°	P Switching photocell (on/off) ¹	8 8 VDC	2 2 VDC		X 5.0 min
		M Dimming and switching photocell	7 7 VDC	3 3 VDC		R 7.5 min
	C High mount aisleway	G Dimming and switching photocell with high/low occupancy operation		4 4 VDC		U 10.0 min (with minimum 15 minute on time)
				5 5 VDC		V 15.0 min
				6 6 VDC		W 20.0 min
						Y 30.0 min

Notes

- 1 Max and min dim levels not applicable with this option.
- 2 Ambient temperature rating of -4°F (-20°C) to 131°F (55°C).

DUAL RELAY (Available with 120, 277, and 347V only)

ORDERING INFORMATION

Example: LA2KZU

Series	Lens option	Poles	Operating mode	Temp/Humidity	Default occupancy time delay
L LSXR passive infrared indoor occupancy sensor	A High mount, 360°	2 Dual relay	J None	Z None	I 30 sec
	B Low mount, 360°		K Alternating off relays (promotes even lamp wear)	T Low temperature ¹	D 2.5 min
	C High mount aisleway		O Alternating off relays w/photocell		X 5.0 min
			P Switching photocell(on/off)		R 7.5 min
			E Photocell on/off (pole 1 only)		U 10.0 min (with minimum 15 minute on time)
			F Photocell on/off - both poles (dual set-point)		V 15.0 min
					W 20.0 min
		Y 30.0 min			

Notes

- 1 Ambient temperature rating of -4°F (-20°C) to 131°F (55°C).

Example: LENS 50 J100

Replacement lenses: Order as separate catalog number.		
Series	Lens type	Package quantity
LENS	6 High mount 360°	[blank] Single Lens
	10 Low mount 360°	J10 10-pack
	50 High mount aisleway	J100 100-pack


OPTIONS AND ACCESSORIES

The Z Series fixture offers numerous options for almost every electrical and optical component, including a long list of field-installable accessories.




HANGER CHAIN
36" chain with Y hanger.

Order as:
HC36




Z SPRING HANGER
Snap 'n' lock design requires no fasteners and can be used on T-grid ceiling or universal mounting systems.

Order as:
ZSPRG J2



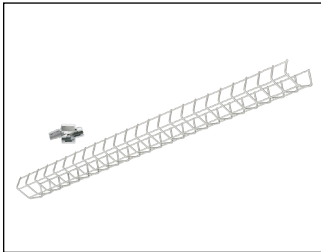
ZACVH HANGER
10' Aircraft cable with Y hanger.

Order as:
ZACVH



ANGLE MOUNTING BRACKET
Luma-tilt™ angle bracket ships as a pair

Order as:
ZLANGBKT



WIRE GUARD

Order as:
WGZ24
WGZ48